

Defiance Next Gen Connectivity ETF (FIVG)
(the “Fund”)

August 28, 2023

**Supplement to the Fund’s
Prospectus and Summary Prospectus, each dated April 30, 2023**

The following replaces the entire disclosure found under the heading “Principal Investment Strategies—BlueStar 5G Communications Index” on pages 9-10 of the Fund’s Prospectus and pages 1–3 of the Fund’s Summary Prospectus:

BlueStar 5G Communications Index

The Index is a rules-based index that consists of a tiered, modified market capitalization-weighted portfolio of the U.S.-listed equity securities, including depositary receipts, of companies whose products or services are predominantly tied to the development of 5G networking and communication technologies (collectively, “5G Companies”). 5G Companies are assigned to one of four segments of the 5G communications industry, as described below. At the time of each rebalance and reconstitution of the Index, each 5G Company is ranked by its free-float market capitalization. The maximum weight for any single stock is 5%. If a stock exceeds the maximum weight, then the weight will be reduced to the maximum weight and the excess weight shall be redistributed proportionally across all other index constituents. This process is repeated until no stocks have weights exceeding the respective maximum weight. Additionally, to qualify for inclusion in the Index, a 5G Company must have a minimum market capitalization of \$150 million, and must meet certain liquidity, free-float (*i.e.*, the percentage of shares available to the public), and trading cost thresholds.

Segment 1 - consists of 5G Companies whose products or services are predominantly tied to core cellular network equipment (e.g., carrier-grade routers, antennas, or other equipment or semiconductors used in 5G networks).

Segment 2 - consists of 5G Companies (i) that are organized as cellphone tower or data center real estate investment trusts (“REITs”), (ii) that predominantly provide services as a mobile network operator (“MNO”). REITs and MNOs must have a minimum market capitalization of \$1 billion to be included in the Index.

Segment 3 - consists of 5G Companies whose products or services are predominantly tied to (i) hardware and software focused on quality of service assurance for MNOs and media companies, (ii) network testing and bandwidth optimization equipment, (iii) network or cloud operations and analytics platforms with mobile network and 5G-related use cases, or (iv) edge computing equipment and related services.

Segment 4 - consists of 5G Companies whose products or services are predominantly tied to (i) enhanced mobile broadband (eMBB) modems capable of increased bandwidth for end-user devices or (ii) whose products or services are predominantly tied to the infrastructure or cloud-based services supporting REITs and MNOs.

The companies included in the Index are screened from the universe of global companies with equity securities or depositary receipts listed on a U.S. exchange by MarketVector Indexes Gmb (“MarketVector” or the “Index Provider”) based primarily on descriptions of a company’s primary business activities in regulatory filings (*e.g.*, financial statements, annual reports, investor presentations), analyst reports, and industry-specific trade publications. 5G Companies identified by MarketVector’s screening process are added to the Index, subject to meeting the investibility requirements described above. The Index may include small-, mid-, and large-capitalization companies.

Only the three largest investable REITs and the three largest investable MNOs are included in the Index’s eligible universe, all investable companies from other segments are included in the eligible universe. The Index includes 50 constituents. The 40 largest -by float-adjusted market capitalization- members of the eligible universe are automatically included. The next 10 companies are selected from the largest current Index constituents ranked in the

top 60. If fewer than 50 constituents have been selected, the next largest members of the eligible universe will be selected until 50 constituents are selected.

The Index is rebalanced and reconstituted semi-annually after the close of business on the third Friday of each March and September based on data as of the first Thursday of each such reconstitution month. At the time of each rebalance and reconstitution of the Index, each constituent is weighted as described above, subject to a downward adjustment for securities trading below certain liquidity thresholds. Additionally, the weight of each Index component may rise and/or fall between Index rebalance dates.

To reduce turnover, existing Index components will not be removed from the Index solely for not meeting the minimum market capitalization or liquidity criteria unless they do not meet such requirements for two consecutive reconstitutions.

The Index was established in 2019 and is owned by the Index Provider.

Please retain this Supplement with your Summary Prospectus and Prospectus for future reference.

QTUM	Defiance Quantum ETF
FIVG	Defiance Next Gen Connectivity ETF
HDRO	Defiance Next Gen H2 ETF
CRUZ	Defiance Hotel, Airline, and Cruise ETF

Listed on NYSE Arca, Inc.

PROSPECTUS

April 30, 2023

The U.S. Securities and Exchange Commission (“SEC”) has not approved or disapproved of these securities or passed upon the accuracy or adequacy of this Prospectus. Any representation to the contrary is a criminal offense.

TABLE OF CONTENTS

Defiance Quantum ETF.....	3
Defiance Next Gen Connectivity ETF.....	9
Defiance Next Gen H2 ETF.....	15
Defiance Hotel, Airline, and Cruise ETF.....	21
Additional Information About the Indexes.....	28
Additional Information About the Funds.....	28
Portfolio Holdings Information.....	35
Management.....	35
How to Buy and Sell Shares.....	36
Dividends, Distributions, and Taxes.....	37
Distribution.....	40
Premium/Discount Information.....	40
Additional Notices.....	40
Financial Highlights.....	40

Investment Objective

The Defiance Quantum ETF (the “Fund” or the “Quantum ETF”) seeks to track the total return performance, before fees and expenses, of the BlueStar Quantum Computing and Machine Learning Index (the “Index”).

Fees and Expenses of the Fund

The following table describes the fees and expenses you may pay if you buy, hold, and sell shares of the Fund (“Shares”). **You may pay other fees, such as brokerage commissions and other fees to financial intermediaries, which are not reflected in the table and Example below.**

Annual Fund Operating Expenses <i>(expenses that you pay each year as a percentage of the value of your investment)</i>	
Management Fees	0.40%
Distribution and/or Service (12b-1) Fees	0.00%
Other Expenses	0.00%
Total Annual Fund Operating Expenses	0.40%

Expense Example

This Example is intended to help you compare the cost of investing in the Fund with the cost of investing in other funds. The Example assumes that you invest \$10,000 in the Fund for the time periods indicated and then continue to hold or redeem all of your Shares at the end of those periods. The Example also assumes that your investment has a 5% return each year and that the Fund’s operating expenses remain the same. Although your actual costs may be higher or lower, based on these assumptions your costs would be:

1 Year	3 Years	5 Years	10 Years
\$41	\$128	\$224	\$505

Portfolio Turnover

The Fund pays transaction costs, such as commissions, when it buys and sells securities (or “turns over” its portfolio). A higher portfolio turnover rate may indicate higher transaction costs and may result in higher taxes when Shares are held in a taxable account. These costs, which are not reflected in annual fund operating expenses or in the Example, affect the Fund’s performance. For the fiscal year ended December 31, 2022, the Fund’s portfolio turnover rate was 24% of the average value of its portfolio.

Principal Investment Strategies

The Fund uses a “passive management” (or indexing) approach to track the total return performance, before fees and expenses, of the Index.

BlueStar Quantum Computing and Machine Learning Index

The Index consists of a modified equal-weighted portfolio of the stock of companies that derive at least 50% of their annual revenue or operating activity from the development of quantum computing and machine learning technology. “Quantum computing” refers to hardware and software designed to take advantage of extremely fast computers that leverage the field of quantum mechanics, a branch of physics dealing with particles and the complexities in which they naturally behave. Such technologies include research and development of quantum computers; use of quantum computing for applied sciences or communications; development of technology-enabled interactions between quantum and traditional computers; development of advanced hardware and/or software used in machine learning; production of specialized machinery used in advanced semiconductor and integrated circuit packaging; or the production and/or processing of raw materials used in quantum computing. The companies included in the Index are screened semi-annually from the universe of globally-listed stocks (including in emerging markets) by BlueStar Global Investors, LLC (“BlueStar” or the “Index Provider”) based primarily on descriptions of a company’s primary business activities in regulatory filings (e.g., financial statements, annual reports, investor presentations), analyst reports, and industry-specific trade publications. Companies identified by BlueStar’s screening process are then screened for investibility, including a minimum market capitalization of US\$150 million and minimum liquidity thresholds.

The Index is rebalanced and reconstituted semi-annually after the close of business on the third Friday of June and December each year based on data as of the Tuesday before the second Friday of June and December each year. However, new initial public offerings (“IPOs”) that meet the Index’s eligibility requirements may be added on a “fast-entry basis” in between reconstitution dates. In addition to the semi-annual reconstitutions in June and December, new IPOs are reviewed for fast-entry addition in March and September, and may be added after the close of business on the third Friday of March and September. Fast-entry additions are added at an equal weight with the weight reduced from existing components proportionally. Index constituents will be removed from the Index at the time of a reconstitution if they fail to meet the eligibility requirements.

In determining the companies included in the Index at the time of each rebalance and reconstitution of the Index, the largest eligible companies by market capitalization are included until 98.5% of the market capitalization of such eligible companies is included in the Index, plus any companies already included in the Index whose market capitalization is in the top 99.5% of the market capitalization of eligible companies. If such rules result in fewer than 70 Index components, the largest remaining eligible companies are selected until the number of components reaches 70.

As of March 31, 2023, the Index had 70 constituents, 13 of which were listed on a non-U.S. exchange. At the time of each rebalance and reconstitution of the Index, each constituent is equally-weighted, subject to a downward adjustment for securities trading below certain liquidity thresholds. Additionally, the weight of each Index component may rise and/or fall between Index rebalance dates.

The Index was established in 2018 and is owned by the Index Provider.

The Fund's Investment Strategy

The Fund will generally use a “replication” strategy to achieve its investment objective, meaning the Fund will generally invest in all of the component securities of the Index in the same approximate proportions as in the Index. However, the Fund may use a “representative sampling” strategy, meaning it may invest in a sample of the securities in the Index whose risk, return, and other characteristics closely resemble the risk, return, and other characteristics of the Index as a whole, when the Fund’s sub-adviser believes it is in the best interests of the Fund (*e.g.*, when replicating the Index involves practical difficulties or substantial costs, an Index constituent becomes temporarily illiquid, unavailable, or less liquid, or as a result of legal restrictions or limitations that apply to the Fund but not to the Index).

The Fund generally may invest in securities or other investments not included in the Index, but which the Fund’s sub-adviser believes will help the Fund track the Index. For example, the Fund may invest in securities that are not components of the Index to reflect various corporate actions and other changes to the Index (such as reconstitutions, additions, and deletions).

To the extent the Index concentrates (*i.e.*, holds more than 25% of its total assets) in the securities of a particular industry or group of related industries, the Fund will concentrate its investments to approximately the same extent as the Index. As of March 31, 2023, the Index was concentrated in the semiconductors industry and had significant exposure to other information technology sector industries, including the software industry group.

Principal Investment Risks

The principal risks of investing in the Fund are summarized below. The principal risks are presented in alphabetical order to facilitate finding particular risks and comparing them with other funds. Each risk summarized below is considered a “principal risk” of investing in the Fund, regardless of the order in which it appears. As with any investment, there is a risk that you could lose all or a portion of your investment in the Fund. Some or all of these risks may adversely affect the Fund’s net asset value per share (“NAV”), trading price, yield, total return and/or ability to meet its objectives. For more information about the risks of investing in the Fund, see the section in the Fund’s Prospectus titled “Additional Information About the Funds.”

- **Capital Controls and Sanctions Risk.** Economic conditions, such as volatile currency exchange rates and interest rates, political events, military action and other conditions may, without prior warning, lead to foreign government intervention (including intervention by the U.S. government with respect to foreign governments, economic sectors, foreign companies and related securities and interests) and the imposition of capital controls and/or sanctions, which may also include retaliatory actions of one government against another government, such as seizure of assets. Capital controls and/or sanctions include the prohibition of, or restrictions on, the ability to transfer currency, securities or other assets. Capital controls and/or sanctions may also impact the ability of the Fund to buy, sell or otherwise transfer securities or currency, negatively impact the value and/or liquidity of such instruments, adversely affect the trading market and price for Shares, and cause the Fund to decline in value.
- **Concentration Risk.** The Fund’s investments will be concentrated in an industry or group of industries to the extent that the Index is so concentrated. In such event, the value of the Shares may rise and fall more than the value of shares of a fund that invests in securities of companies in a broader range of industries.
- **Currency Exchange Rate Risk.** The Fund may invest in investments denominated in non-U.S. currencies or in securities that provide exposure to such currencies. Changes in currency exchange rates and the relative value of non-U.S. currencies will affect the value of the Fund’s investment and the value of your Shares. Currency exchange rates can be very volatile and can change quickly and unpredictably. As a result, the value of an investment in the Fund may change quickly and without warning and you may lose money.
- **Depository Receipt Risk.** Depository receipts involve risks similar to those associated with investments in foreign securities, such as changes in political or economic conditions of other countries and changes in the exchange rates of foreign currencies. Depository receipts listed on U.S. exchanges are issued by banks or trust companies, and entitle the holder to all dividends and capital gains that are paid out on the underlying foreign shares (“Underlying Shares”). When the Fund invests in depository receipts as a substitute for an investment directly in the Underlying Shares, the Fund is exposed to the risk that the depository receipts may not provide a return that corresponds precisely with that of the Underlying Shares.

- **Emerging Markets Risk.** The Fund may invest in companies organized in emerging market nations. Investments in securities and instruments traded in developing or emerging markets, or that provide exposure to such securities or markets, can involve additional risks relating to political, economic, or regulatory conditions not associated with investments in U.S. securities and instruments or investments in more developed international markets. Such conditions may impact the ability of the Fund to buy, sell or otherwise transfer securities, adversely affect the trading market and price for Shares and cause the Fund to decline in value.
- **Emerging Technologies Investment Risk.** The Fund invests primarily to gain exposure to emerging technologies, such as quantum computing, in accordance with the Index. Companies across a wide variety of industries, primarily in the technology and communications services sectors, are exploring the possible applications of these technologies. The extent of such technologies' versatility has not yet been fully explored. Consequently, the Fund's holdings may include equity securities of operating companies that have exposure to a wide variety of industries, and the economic fortunes of certain companies held by the Fund may be significantly tied to such industries. Currently, there are few public companies for which these emerging technologies represent an attributable and significant revenue or profit stream, and such technologies may not ultimately have a material effect on the economic returns of companies in which the Fund invests.
- **Equity Market Risk.** The equity securities held in the Fund's portfolio may experience sudden, unpredictable drops in value or long periods of decline in value. This may occur because of factors that affect securities markets generally or factors affecting specific issuers, industries, or sectors in which the Fund invests. Common stocks are generally exposed to greater risk than other types of securities, such as preferred stock and debt obligations, because common stockholders generally have inferior rights to receive payment from issuers. In addition, local, regional or global events such as war, including Russia's invasion of Ukraine, acts of terrorism, spread of infectious diseases or other public health issues, recessions, rising inflation, or other events could have a significant negative impact on the Fund and its investments. For example, the global pandemic caused by COVID-19, a novel coronavirus, and the aggressive responses taken by many governments, including closing borders, restricting international and domestic travel, and the imposition of prolonged quarantines or similar restrictions, has had negative impacts, and in many cases severe impacts, on markets worldwide. The COVID-19 pandemic has caused prolonged disruptions to the normal business operations of companies around the world and the impact of such disruptions is hard to predict. Such events may affect certain geographic regions, countries, sectors and industries more significantly than others. Such events could adversely affect the prices and liquidity of the Fund's portfolio securities or other instruments and could result in disruptions in the trading markets.
- **ETF Risks.** The Fund is an ETF, and, as a result of an ETF's structure, it is exposed to the following risks:
 - *Authorized Participants, Market Makers, and Liquidity Providers Concentration Risk.* The Fund has a limited number of financial institutions that may act as Authorized Participants ("APs"). In addition, there may be a limited number of market makers and/or liquidity providers in the marketplace. To the extent either of the following events occur, Shares may trade at a material discount to NAV and possibly face delisting: (i) APs exit the business or otherwise become unable to process creation and/or redemption orders and no other APs step forward to perform these services, or (ii) market makers and/or liquidity providers exit the business or significantly reduce their business activities and no other entities step forward to perform their functions.
 - *Costs of Buying or Selling Shares.* Due to the costs of buying or selling Shares, including brokerage commissions imposed by brokers and bid/ask spreads, frequent trading of Shares may significantly reduce investment results and an investment in Shares may not be advisable for investors who anticipate regularly making small investments.
 - *Shares May Trade at Prices Other Than NAV.* As with all ETFs, Shares may be bought and sold in the secondary market at market prices. Although it is expected that the market price of Shares will approximate the Fund's NAV, there may be times when the market price of Shares is more than the NAV intra-day (premium) or less than the NAV intra-day (discount) due to supply and demand of Shares or during periods of market volatility. This risk is heightened in times of market volatility, periods of steep market declines, and periods when there is limited trading activity for Shares in the secondary market, in which case such premiums or discounts may be significant. Because securities held by the Fund may trade on foreign exchanges that are closed when the Fund's primary listing exchange is open, the Fund is likely to experience premiums and discounts greater than those of domestic ETFs.
 - *Trading.* Although Shares are listed for trading on the NYSE Arca, Inc. (the "Exchange") and may be traded on U.S. exchanges other than the Exchange, there can be no assurance that Shares will trade with any volume, or at all, on any stock exchange. In stressed market conditions, the liquidity of Shares may begin to mirror the liquidity of the Fund's underlying portfolio holdings, which can be significantly less liquid than Shares.
- **Foreign Securities Risk.** Investments in non-U.S. securities involve certain risks that may not be present with investments in U.S. securities. For example, investments in non-U.S. securities may be subject to risk of loss due to foreign currency fluctuations or to political or economic instability. Investments in non-U.S. securities also may be subject to withholding or other taxes and may be subject to additional trading, settlement, custodial, and operational risks. These and other factors can make investments in the Fund more volatile and potentially less liquid than other types of investments.

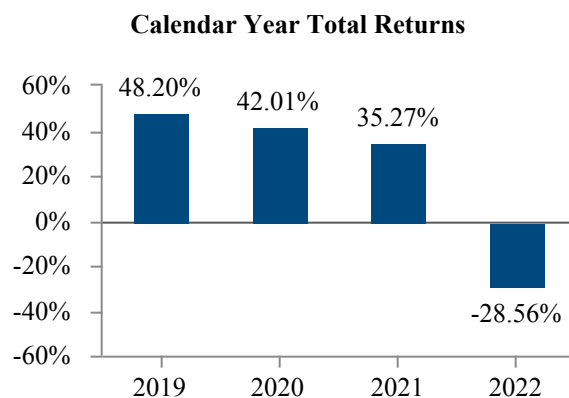
- **Geographic Investment Risk.** To the extent the Fund invests a significant portion of its assets in the securities of companies of a single country or region, it is more likely to be impacted by events or conditions affecting that country or region.
- **Geopolitical Risk.** Some countries and regions in which the Fund invests have experienced security concerns, war or threats of war and aggression, terrorism, economic uncertainty, natural and environmental disasters and/or systemic market dislocations that have led, and in the future may lead, to increased short-term market volatility and may have adverse long-term effects on the U.S. and world economies and markets generally, each of which may negatively impact the Fund's investments.
- **Index Methodology Risk.** The Index may not include all companies around the globe whose products or services are predominantly tied to the development of quantum computing and machine learning technologies because the Index includes only those companies meeting the Index criteria. For example, companies that would otherwise be included in the Index might be excluded from the Index if they omit discussion of their quantum computing and machine learning technologies from descriptions of their business in regulatory filings or otherwise keep such work hidden from public (and the Index Provider's) view.
- **Index Provider Risk.** There is no assurance that the Index Provider, or any agents that act on its behalf, will compile the Index accurately, or that the Index will be determined, maintained, constructed, reconstituted, rebalanced, composed, calculated or disseminated accurately. The Adviser relies upon the Index Provider and its agents to compile, determine, maintain, construct, reconstitute, rebalance, compose, calculate (or arrange for an agent to calculate), and disseminate the Index accurately. Any losses or costs associated with errors made by the Index Provider or its agents generally will be borne by the Fund and its shareholders.
- **Market Capitalization Risk**
 - *Large-Capitalization Investing.* The securities of large-capitalization companies may be relatively mature compared to smaller companies and therefore subject to slower growth during times of economic expansion. Large-capitalization companies may also be unable to respond quickly to new competitive challenges, such as changes in technology and consumer tastes.
 - *Mid-Capitalization Investing.* The securities of mid-capitalization companies may be more vulnerable to adverse issuer, market, political, or economic developments than securities of large-capitalization companies. The securities of mid-capitalization companies generally trade in lower volumes and are subject to greater and more unpredictable price changes than large capitalization stocks or the stock market as a whole.
 - *Small-Capitalization Investing.* The securities of small-capitalization companies may be more vulnerable to adverse issuer, market, political, or economic developments than securities of large- or mid-capitalization companies. The securities of small-capitalization companies generally trade in lower volumes and are subject to greater and more unpredictable price changes than large- or mid-capitalization stocks or the stock market as a whole. There is typically less publicly available information concerning smaller-capitalization companies than for larger, more established companies.
- **Passive Investment Risk.** The Fund is not actively managed, and its sub-adviser would not sell shares of an equity security due to current or projected underperformance of a security, industry, or sector, unless that security is removed from the Index or the selling of shares of that security is otherwise required upon a reconstitution or rebalancing of the Index in accordance with the Index methodology.
- **Quantum Computing and Machine Learning Investment Risk.** Companies across a wide variety of industries, primarily in the technology sector, are exploring the possible applications of quantum computing and machine learning technologies. The extent of such technologies' versatility has not yet been fully explored. Consequently, the Fund's holdings may include equity securities of operating companies that focus on or have exposure to a wide variety of industries, and the economic fortunes of certain companies held by the Fund may not be significantly tied to such technologies. Currently, there are few public companies for which quantum computing and machine learning technologies represent an attributable and significant revenue or profit stream, and such technologies may not ultimately have a material effect on the economic returns of companies in which the Fund invests.
- **Sector Risk.** To the extent the Fund invests more heavily in particular sectors of the economy, its performance will be especially sensitive to developments that significantly affect those sectors.
 - *Information Technology Sector Risk.* The Fund is generally expected to invest significantly in companies in the information technology sector, including the semiconductor industry, and therefore the performance of the Fund could be negatively impacted by events affecting this sector. Market or economic factors impacting information technology companies and companies that rely heavily on technological advances could have a significant effect on the value of the Fund's investments. The value of stocks of information technology companies and companies that rely heavily on technology is particularly vulnerable to rapid changes in technology product cycles, rapid product obsolescence, government regulation and competition, both domestically and internationally, including competition from foreign competitors with lower production costs. Stocks of information technology companies and companies that rely heavily on technology, especially those of smaller, less-seasoned companies, tend to be more volatile than the overall market. Information technology companies are heavily dependent on patent and intellectual property rights, the loss or impairment of which may adversely affect

profitability. Information technology companies and companies that rely heavily on technology may also be prone to operational and information security risks resulting from cyber-attacks and/or technological malfunctions.

- **Securities Lending Risk.** There are certain risks associated with securities lending, including the risk that the borrower may fail to return the securities on a timely basis or even the loss of rights in the collateral deposited by the borrower, if the borrower should fail financially. The Fund could also lose money in the event of a decline in the value of collateral provided for loaned securities or a decline in the value of any investments made with cash collateral. As a result, the Fund may lose money.
- **Tracking Error Risk.** As with all index funds, the performance of the Fund and its Index may differ from each other for a variety of reasons. For example, the Fund incurs operating expenses and portfolio transaction costs not incurred by the Index. In addition, the Fund may not be fully invested in the securities of the Index at all times or may hold securities not included in the Index.

Performance

The following performance information indicates some of the risks of investing in the Fund. The bar chart shows the Fund's performance for calendar years ended December 31. The table illustrates how the Fund's average annual returns for the 1-year and since inception periods compare with those of a broad measure of market performance and the Index. The Fund's past performance, before and after taxes, does not necessarily indicate how it will perform in the future. Updated performance information is available on the Fund's website at www.defianceetfs.com.



During the period of time shown in the bar chart, the Fund's highest quarterly return was 30.89% for the quarter ended June 30, 2020, and the lowest quarterly return was -19.48% for the quarter ended June 30, 2022.

Average Annual Total Returns (For the Periods Ended December 31, 2022)

	1 Year	Since Inception (9/4/18)
Defiance Quantum ETF		
Return Before Taxes	-28.56%	11.91%
Return After Taxes on Distributions	-28.80%	11.70%
Return After Taxes on Distributions and Sale of Fund Shares	-16.73%	9.44%
BlueStar Quantum Computing and Machine Learning Index® (reflects no deduction for fees, expenses, or taxes)	-28.37%	12.46%
S&P 500 TR Index (reflects no deduction for fees, expenses, or taxes)	-18.11%	8.61%

After-tax returns are calculated using the historical highest individual federal marginal income tax rates during the period covered by the table above and do not reflect the impact of state and local taxes. Actual after-tax returns depend on an investor's tax situation and may differ from those shown. After-tax returns shown are not relevant to investors who hold their Shares through tax-deferred arrangements such as an individual retirement account ("IRA") or other tax-advantaged accounts. In certain cases, the figure representing "Return After Taxes on Distributions and Sale of Shares" may be higher than the other return figures for the same period. A higher after-tax return results when a capital loss occurs upon redemption and provides an assumed tax deduction that benefits the investor.

Portfolio Management

Adviser	Defiance ETFs, LLC
Sub-Adviser	Penserra Capital Management LLC (“Penserra” or the “Sub-Adviser”)
Portfolio Managers	Dustin Lewellyn, CFA, Managing Director of Penserra; Ernesto Tong, CFA, Managing Director of Penserra; and Anand Desai, Senior Vice President of Penserra have been portfolio managers of the Fund since its inception in September 2018.

Purchase and Sale of Shares

Shares are listed on the Exchange, and individual Shares may only be bought and sold in the secondary market through brokers at market prices, rather than NAV. Because Shares trade at market prices rather than NAV, Shares may trade at a price greater than NAV (premium) or less than NAV (discount).

The Fund issues and redeems Shares at NAV only in large blocks known as “Creation Units,” which only APs (typically, broker-dealers) may purchase or redeem. The Fund generally issues and redeems Creation Units in exchange for a portfolio of securities and/or a designated amount of U.S. cash.

Investors may incur costs attributable to the difference between the highest price a buyer is willing to pay to purchase Shares (bid) and the lowest price a seller is willing to accept for Shares (ask) when buying or selling Shares in the secondary market (the “bid-ask spread”). Recent information about the Fund, including its NAV, market price, premiums and discounts, and bid-ask spreads is available on the Fund’s website at www.defianceetfs.com.

Tax Information

Fund distributions are generally taxable as ordinary income, qualified dividend income, or capital gains (or a combination), unless your investment is in an IRA or other tax-advantaged account. Distributions on investments made through tax-deferred arrangements may be taxed later upon withdrawal of assets from those accounts.

Financial Intermediary Compensation

If you purchase Shares through a broker-dealer or other financial intermediary (such as a bank) (an “Intermediary”), the Adviser or its affiliates may pay Intermediaries for certain activities related to the Fund, including participation in activities that are designed to make Intermediaries more knowledgeable about exchange traded products, including the Fund, or for other activities, such as marketing, educational training or other initiatives related to the sale or promotion of Shares. These payments may create a conflict of interest by influencing the Intermediary and your salesperson to recommend the Fund over another investment. Any such arrangements do not result in increased Fund expenses. Ask your salesperson or visit the Intermediary’s website for more information.

Investment Objective

The Defiance Next Gen Connectivity ETF (the “Fund” or the “Connectivity ETF”) seeks to track the total return performance, before fees and expenses, of the BlueStar 5G Communications Index (the “Index”).

Fees and Expenses of the Fund

The following table describes the fees and expenses you may pay if you buy, hold, and sell shares of the Fund (“Shares”). **You may pay other fees, such as brokerage commissions and other fees to financial intermediaries, which are not reflected in the table and Example below.**

Annual Fund Operating Expenses <i>(expenses that you pay each year as a percentage of the value of your investment)</i>	
Management Fees	0.30%
Distribution and/or Service (12b-1) Fees	0.00%
Other Expenses	0.00%
Total Annual Fund Operating Expenses	0.30%

Expense Example

This Example is intended to help you compare the cost of investing in the Fund with the cost of investing in other funds. The Example assumes that you invest \$10,000 in the Fund for the time periods indicated and then continue to hold or redeem all of your Shares at the end of those periods. The Example also assumes that your investment has a 5% return each year and that the Fund’s operating expenses remain the same. Although your actual costs may be higher or lower, based on these assumptions your costs would be:

1 Year	3 Years	5 Years	10 Years
\$31	\$97	\$169	\$381

Portfolio Turnover

The Fund pays transaction costs, such as commissions, when it buys and sells securities (or “turns over” its portfolio). A higher portfolio turnover rate may indicate higher transaction costs and may result in higher taxes when Shares are held in a taxable account. These costs, which are not reflected in annual fund operating expenses or in the Example, affect the Fund’s performance. For the fiscal year ended December 31, 2022, the Fund’s portfolio turnover rate was 25% of the average value of its portfolio.

Principal Investment Strategies

The Fund uses a “passive management” (or indexing) approach to track the total return performance, before fees and expenses, of the Index.

BlueStar 5G Communications Index

The Index is a rules-based index that consists of a tiered, modified market capitalization-weighted portfolio of the U.S.-listed equity securities, including depositary receipts, of companies whose products or services are predominantly tied to the development of 5G networking and communication technologies (collectively, “5G Companies”). 5G Companies are assigned to one of four segments of the 5G communications industry, as described below. At the time of each rebalance and reconstitution of the Index, each segment is assigned a weight, and companies within each segment are market capitalization-weighted, subject to a minimum weight of 0.50% and the maximum weights described below. Additionally, to qualify for inclusion in the Index, a 5G Company must have a minimum market capitalization of \$150 million, except as otherwise described below, and must meet certain liquidity, free-float (*i.e.*, the percentage of shares available to the public), and trading cost thresholds.

Segment 1 (40% weight) consists of 5G Companies whose products or services are predominantly tied to core cellular network equipment (*e.g.*, carrier-grade routers, antennas, or other equipment or semiconductors used in 5G networks). At the time of each rebalance and reconstitution of the Index, this segment will be assigned an aggregate weight of 40% of the Index, with the weight of any individual company limited to 5% and any excess weight reallocated to companies in such segment with a weight below 5%.

Segment 2 (30% weight) consists of 5G Companies (i) that are organized as cellphone tower or data center real estate investment trusts (“REITs”), (ii) that predominantly provide services as a mobile network operator (“MNO”), or (iii) whose products or services are predominantly tied to optical fiber cables. REITs and MNOs must have a minimum market capitalization of \$1 billion to be included in the Index. At the time of each rebalance and reconstitution of the Index, this segment will be assigned an aggregate weight of 30% of the Index, with the weight of any individual company limited to 3% and any excess weight reallocated to companies in such segment with a weight below 3%.

Segment 3 (15% weight) consists of 5G Companies whose products or services are predominantly tied to (i) hardware and software focused on quality of service assurance for MNOs and media companies or (ii) network testing and bandwidth optimization

equipment. At the time of each rebalance and reconstitution of the Index, this segment will be assigned an aggregate weight of 15% of the Index, with the weight of any individual company limited to 3% and any excess weight reallocated to companies in such segment with a weight below 3%.

Segment 4 (15% weight) consists of 5G Companies whose products or services are predominantly tied to (i) enhanced mobile broadband (eMBB) modems capable of increased bandwidth for end-user devices or (ii) whose products or services are predominantly tied to the infrastructure or cloud-based services supporting REITs and MNOs. At the time of each rebalance and reconstitution of the Index, this segment will be assigned an aggregate weight of 15% of the Index, with the weight of any individual company limited to 1% and any excess weight reallocated to companies in such segment with a weight below 1%.

The companies included in the Index are screened from the universe of global companies with equity securities or depositary receipts listed on a U.S. exchange by BlueStar Global Investors, LLC (“BlueStar” or the “Index Provider”) based primarily on descriptions of a company’s primary business activities in regulatory filings (*e.g.*, financial statements, annual reports, investor presentations), analyst reports, and industry-specific trade publications. 5G Companies identified by BlueStar’s screening process are added to the Index, subject to meeting the investibility requirements described above. The Index may include small-, mid-, and large-capitalization companies.

The Index is rebalanced and reconstituted semi-annually after the close of business on the third Friday of each June and December based on data as of the first Thursday of each such reconstitution month. As of March 31, 2023, the Index had 79 constituents. At the time of each rebalance and reconstitution of the Index, each constituent is weighted as described above, subject to a downward adjustment for securities trading below certain liquidity thresholds. Additionally, the weight of each Index component may rise and/or fall between Index rebalance dates.

To reduce turnover, existing Index components will not be removed from the Index solely for not meeting the minimum market capitalization or liquidity criteria unless they do not meet such requirements for two consecutive reconstitutions. Additionally, components that were previously removed from the Index must meet such requirements for two consecutive reconstitutions to be eligible for re-entry into the Index.

The Index was established in 2019 and is owned by the Index Provider.

The Fund’s Investment Strategy

The Fund will generally use a “replication” strategy to achieve its investment objective, meaning the Fund will generally invest in all of the component securities of the Index in the same approximate proportions as in the Index. However, the Fund may use a “representative sampling” strategy, meaning it may invest in a sample of the securities in the Index whose risk, return, and other characteristics closely resemble the risk, return, and other characteristics of the Index as a whole, when the Fund’s sub-adviser believes it is in the best interests of the Fund (*e.g.*, when replicating the Index involves practical difficulties or substantial costs, an Index constituent becomes temporarily illiquid, unavailable, or less liquid, or as a result of legal restrictions or limitations that apply to the Fund but not to the Index).

The Fund generally may invest in securities or other investments not included in the Index, but which the Fund’s sub-adviser believes will help the Fund track the Index. For example, the Fund may invest in securities that are not components of the Index to reflect various corporate actions and other changes to the Index (such as reconstitutions, additions, and deletions).

To the extent the Index concentrates (*i.e.*, holds more than 25% of its total assets) in the securities of a particular industry or group of related industries, the Fund will concentrate its investments to approximately the same extent as the Index. As of March 31, 2023, the Index was concentrated in the semiconductor industry and had significant exposure to the communications equipment industry.

Principal Investment Risks

The principal risks of investing in the Fund are summarized below. The principal risks are presented in alphabetical order to facilitate finding particular risks and comparing them with other funds. Each risk summarized below is considered a “principal risk” of investing in the Fund, regardless of the order in which it appears. As with any investment, there is a risk that you could lose all or a portion of your investment in the Fund. Some or all of these risks may adversely affect the Fund’s net asset value per share (“NAV”), trading price, yield, total return and/or ability to meet its objectives. For more information about the risks of investing in the Fund, see the section in the Fund’s Prospectus titled “Additional Information About the Funds.”

- **5G Investment Risk.** Companies across a wide variety of industries, primarily in the technology sector, are exploring the possible applications of 5G technologies. The extent of such technologies’ versatility has not yet been fully explored. Consequently, the Fund’s holdings may include equity securities of operating companies that focus on or have exposure to a wide variety of industries, and the economic fortunes of certain companies held by the Fund may not be significantly tied to such technologies. Currently, there are few public companies for which 5G technologies represent an attributable and significant revenue or profit stream, and such technologies may not ultimately have a material effect on the economic returns of companies in which the Fund invests.

- **Capital Controls and Sanctions Risk.** Economic conditions, such as volatile currency exchange rates and interest rates, political events, military action and other conditions may, without prior warning, lead to foreign government intervention (including intervention by the U.S. government with respect to foreign governments, economic sectors, foreign companies and related securities and interests) and the imposition of capital controls and/or sanctions, which may also include retaliatory actions of one government against another government, such as seizure of assets. Capital controls and/or sanctions include the prohibition of, or restrictions on, the ability to transfer currency, securities or other assets. Capital controls and/or sanctions may also impact the ability of the Fund to buy, sell or otherwise transfer securities or currency, negatively impact the value and/or liquidity of such instruments, adversely affect the trading market and price for Shares, and cause the Fund to decline in value.
- **Concentration Risk.** The Fund’s investments will be concentrated in an industry or group of industries to the extent that the Index is so concentrated. In such event, the value of the Shares may rise and fall more than the value of shares of a fund that invests in securities of companies in a broader range of industries.
- **Depository Receipt Risk.** Depository Receipts involve risks similar to those associated with investments in foreign securities, such as changes in political or economic conditions of other countries and changes in the exchange rates of foreign currencies. Depository Receipts listed on U.S. exchanges are issued by banks or trust companies and entitle the holder to all dividends and capital gains that are paid out on the underlying foreign shares (“Underlying Shares”). When the Fund invests in Depository Receipts as a substitute for an investment directly in the Underlying Shares, the Fund is exposed to the risk that the Depository Receipts may not provide a return that corresponds precisely with that of the Underlying Shares.
- **Emerging Technologies Investment Risk.** The Fund invests primarily to gain exposure to emerging technologies, such as 5G technologies, in accordance with the Index. Companies across a wide variety of industries, primarily in the technology sector, are exploring the possible applications of these technologies. The extent of such technologies’ versatility has not yet been fully explored. Consequently, the Fund’s holdings may include equity securities of operating companies that have exposure to a wide variety of industries, and the economic fortunes of certain companies held by the Fund may be significantly tied to such industries. Currently, there are few public companies for which these emerging technologies represent an attributable and significant revenue or profit stream, and such technologies may not ultimately have a material effect on the economic returns of companies in which the Fund invests.
- **Equity Market Risk.** The equity securities held in the Fund’s portfolio may experience sudden, unpredictable drops in value or long periods of decline in value. This may occur because of factors that affect securities markets generally or factors affecting specific issuers, industries, or sectors in which the Fund invests. Common stocks are generally exposed to greater risk than other types of securities, such as preferred stock and debt obligations, because common stockholders generally have inferior rights to receive payment from issuers. In addition, local, regional or global events such as war, including Russia’s invasion of Ukraine, acts of terrorism, spread of infectious diseases or other public health issues, recessions, rising inflation, or other events could have a significant negative impact on the Fund and its investments. For example, the global pandemic caused by COVID-19, a novel coronavirus, and the aggressive responses taken by many governments, including closing borders, restricting international and domestic travel, and the imposition of prolonged quarantines or similar restrictions, has had negative impacts, and in many cases severe impacts, on markets worldwide. The COVID-19 pandemic has caused prolonged disruptions to the normal business operations of companies around the world and the impact of such disruptions is hard to predict. Such events may affect certain geographic regions, countries, sectors and industries more significantly than others. Such events could adversely affect the prices and liquidity of the Fund’s portfolio securities or other instruments and could result in disruptions in the trading markets.
- **ETF Risks.** The Fund is an ETF, and, as a result of an ETF’s structure, it is exposed to the following risks:
 - *Authorized Participants, Market Makers, and Liquidity Providers Concentration Risk.* The Fund has a limited number of financial institutions that may act as Authorized Participants (“APs”). In addition, there may be a limited number of market makers and/or liquidity providers in the marketplace. To the extent either of the following events occur, Shares may trade at a material discount to NAV and possibly face delisting: (i) APs exit the business or otherwise become unable to process creation and/or redemption orders and no other APs step forward to perform these services, or (ii) market makers and/or liquidity providers exit the business or significantly reduce their business activities and no other entities step forward to perform their functions.
 - *Costs of Buying or Selling Shares.* Due to the costs of buying or selling Shares, including brokerage commissions imposed by brokers and bid/ask spreads, frequent trading of Shares may significantly reduce investment results and an investment in Shares may not be advisable for investors who anticipate regularly making small investments.
 - *Shares May Trade at Prices Other Than NAV.* As with all ETFs, Shares may be bought and sold in the secondary market at market prices. Although it is expected that the market price of Shares will approximate the Fund’s NAV, there may be times when the market price of Shares is more than the NAV intra-day (premium) or less than the NAV intra-day (discount) due to supply and demand of Shares or during periods of market volatility. This risk is heightened in times of market volatility, periods of steep market declines, and periods when there is limited trading activity for Shares in the secondary market, in which case such premiums or discounts may be significant.

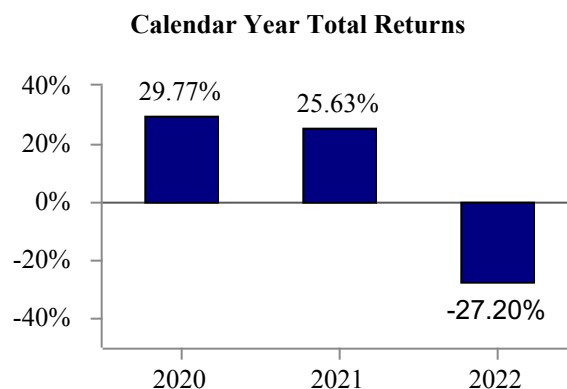
- *Trading.* Although Shares are listed for trading on the NYSE Arca, Inc. (the “Exchange”) and may be traded on U.S. exchanges other than the Exchange, there can be no assurance that Shares will trade with any volume, or at all, on any stock exchange. In stressed market conditions, the liquidity of Shares may begin to mirror the liquidity of the Fund’s underlying portfolio holdings, which can be significantly less liquid than Shares.
- **Foreign Securities Risk.** Investments in non-U.S. securities involve certain risks that may not be present with investments in U.S. securities. For example, investments in non-U.S. securities may be subject to risk of loss due to foreign currency fluctuations or to political or economic instability. Investments in non-U.S. securities also may be subject to withholding or other taxes. These and other factors can make investments in the Fund more volatile and potentially less liquid than other types of investments.
- **Index Methodology Risk.** The Index may not include all 5G Companies around the globe because the Index includes only those companies meeting the Index criteria. For example, companies that would otherwise be included in the Index might be excluded from the Index if they omit discussion of their development of 5G networking and communication technologies from descriptions of their business in regulatory filings or otherwise keep such work hidden from public (and Defiance’s) view.
- **Index Provider Risk.** There is no assurance that the Index Provider, or any agents that act on its behalf, will compile the Index accurately, or that the Index will be determined, maintained, constructed, reconstituted, rebalanced, composed, calculated or disseminated accurately. The Adviser relies upon the Index Provider and its agents to compile, determine, maintain, construct, reconstitute, rebalance, compose, calculate (or arrange for an agent to calculate), and disseminate the Index accurately. Any losses or costs associated with errors made by the Index Provider or its agents generally will be borne by the Fund and its shareholders.
- **Market Capitalization Risk**
 - *Large-Capitalization Investing.* The securities of large-capitalization companies may be relatively mature compared to smaller companies and therefore subject to slower growth during times of economic expansion. Large-capitalization companies may also be unable to respond quickly to new competitive challenges, such as changes in technology and consumer tastes.
 - *Mid-Capitalization Investing.* The securities of mid-capitalization companies may be more vulnerable to adverse issuer, market, political, or economic developments than securities of large-capitalization companies. The securities of mid-capitalization companies generally trade in lower volumes and are subject to greater and more unpredictable price changes than large capitalization stocks or the stock market as a whole.
 - *Small-Capitalization Investing.* The securities of small-capitalization companies may be more vulnerable to adverse issuer, market, political, or economic developments than securities of large- or mid-capitalization companies. The securities of small-capitalization companies generally trade in lower volumes and are subject to greater and more unpredictable price changes than large- or mid-capitalization stocks or the stock market as a whole. There is typically less publicly available information concerning smaller-capitalization companies than for larger, more established companies.
- **Passive Investment Risk.** The Fund is not actively managed, and its sub-adviser would not sell shares of an equity security due to current or projected underperformance of a security, industry, or sector, unless that security is removed from the Index or the selling of shares of that security is otherwise required upon a reconstitution or rebalancing of the Index in accordance with the Index methodology.
- **REIT Investment Risk.** Investments in REITs involve unique risks. REITs may have limited financial resources, may trade less frequently and in limited volume, and may be more volatile than other securities. REITs may be affected by changes in the value of their underlying properties or mortgages or by defaults by their borrowers or tenants. Furthermore, these entities depend upon specialized management skills, have limited diversification and are, therefore, subject to risks inherent in financing a limited number of projects. In addition, the performance of a U.S. REIT may be affected by changes in the tax laws or by its failure to qualify for tax-free pass-through of income.
- **Sector Risk.** To the extent the Fund invests more heavily in particular sectors of the economy, its performance will be especially sensitive to developments that significantly affect those sectors.
 - *Communications Services Sector Risk.* The Fund is generally expected to invest significantly in companies in the communications services sector, including those in the communications equipment industry, and therefore the performance of the Fund could be negatively impacted by events affecting this sector. Communications services companies are subject to extensive government regulation. The costs of complying with governmental regulations, delays or failure to receive required regulatory approvals, or the enactment of new adverse regulatory requirements may adversely affect the business of such companies. Companies in the communications services sector can also be significantly affected by intense competition, including competition with alternative technologies such as wireless communications (including with 5G and other technologies), product compatibility, consumer preferences, rapid product obsolescence, and research and development of new products. Technological innovations may make the products and services of such companies obsolete.
 - *Information Technology Sector Risk.* The Fund is generally expected to invest significantly in companies in the information technology sector, including those in the semiconductor industry, and therefore the performance of the Fund could be

negatively impacted by events affecting this sector. Market or economic factors impacting information technology companies and companies that rely heavily on technological advances could have a significant effect on the value of the Fund's investments. The value of stocks of information technology companies and companies that rely heavily on technology is particularly vulnerable to rapid changes in technology product cycles, rapid product obsolescence, government regulation and competition, both domestically and internationally, including competition from foreign competitors with lower production costs. Stocks of information technology companies and companies that rely heavily on technology, especially those of smaller, less-seasoned companies, tend to be more volatile than the overall market. Information technology companies are heavily dependent on patent and intellectual property rights, the loss or impairment of which may adversely affect profitability. Information technology companies and companies that rely heavily on technology may also be prone to operational and information security risks resulting from cyber-attacks and/or technological malfunctions.

- **Securities Lending Risk.** There are certain risks associated with securities lending, including the risk that the borrower may fail to return the securities on a timely basis or even the loss of rights in the collateral deposited by the borrower, if the borrower should fail financially. The Fund could also lose money in the event of a decline in the value of collateral provided for loaned securities or a decline in the value of any investments made with cash collateral. As a result, the Fund may lose money.
- **Tracking Error Risk.** As with all index funds, the performance of the Fund and its Index may differ from each other for a variety of reasons. For example, the Fund incurs operating expenses and portfolio transaction costs not incurred by the Index. In addition, the Fund may not be fully invested in the securities of the Index at all times or may hold securities not included in the Index.

Performance

The following performance information indicates some of the risks of investing in the Fund. The bar chart shows the Fund's performance for the most recent calendar year ended December 31. The table illustrates how the Fund's average annual returns for the 1-year and since inception periods compare with those of a broad measure of market performance and the Index. The Fund's past performance, before and after taxes, does not necessarily indicate how it will perform in the future. Updated performance information is available on the Fund's website at www.defianceetfs.com.



During the period of time shown in the bar chart, the highest quarterly return was 25.18% for the quarter ended June 30, 2020, and the lowest quarterly return was -16.38% for the quarter ended March 31, 2020.

Average Annual Total Returns (For the Periods ended December 31, 2022)

	1-Year	Since Inception (3/4/2019)
Defiance Next Gen Connectivity ETF		
Return Before Taxes	-27.20%	6.09%
Return After Taxes on Distributions	-27.47%	5.77%
Return After Taxes on Distributions and Sale of Shares	-15.89%	4.73%
BlueStar 5G Communications Index TR (reflects no deduction for fees, expenses, or taxes)	-27.29%	6.32%
S&P 500 TR Index (reflects no deduction for fees, expenses, or taxes)	-18.11%	10.54%

After-tax returns are calculated using the historical highest individual federal marginal income tax rates during the period covered by the table above and do not reflect the impact of state and local taxes. Actual after-tax returns depend on an investor's tax situation and may differ from those shown. After-tax returns shown are not relevant to investors who hold their Shares through tax-deferred arrangements such as an individual retirement account ("IRA") or other tax-advantaged accounts. In certain cases, the figure representing "Return After Taxes on Distributions and Sale of Shares" may be higher than the other return figures for the same period. A higher after-tax return results when a capital loss occurs upon redemption and provides an assumed tax deduction that benefits the

investor.

Portfolio Management

Adviser	Defiance ETFs, LLC
Sub-Adviser	Penserra Capital Management LLC (“Penserra” or the “Sub-Adviser”)
Portfolio Managers	Dustin Lewellyn, CFA, Managing Director of Penserra; Ernesto Tong, CFA, Managing Director of Penserra; and Anand Desai, Senior Vice President of Penserra have been portfolio managers of the Fund since its inception in March 2019.

Purchase and Sale of Shares

Shares are listed on the Exchange, and individual Shares may only be bought and sold in the secondary market through brokers at market prices, rather than NAV. Because Shares trade at market prices rather than NAV, Shares may trade at a price greater than NAV (premium) or less than NAV (discount).

The Fund issues and redeems Shares at NAV only in large blocks known as “Creation Units,” which only APs (typically, broker-dealers) may purchase or redeem. The Fund generally issues and redeems Creation Units in exchange for a portfolio of securities and/or a designated amount of U.S. cash.

Investors may incur costs attributable to the difference between the highest price a buyer is willing to pay to purchase Shares (bid) and the lowest price a seller is willing to accept for Shares (ask) when buying or selling Shares in the secondary market (the “bid-ask spread”). Recent information about the Fund, including its NAV, market price, premiums and discounts, and bid-ask spreads is available on the Fund’s website at www.defianceetfs.com.

Tax Information

Fund distributions are generally taxable as ordinary income, qualified dividend income, or capital gains (or a combination), unless your investment is in an IRA or other tax-advantaged account. Distributions on investments made through tax-deferred arrangements may be taxed later upon withdrawal of assets from those accounts.

Financial Intermediary Compensation

If you purchase Shares through a broker-dealer or other financial intermediary (such as a bank) (an “Intermediary”), the Adviser or its affiliates may pay Intermediaries for certain activities related to the Fund, including participation in activities that are designed to make Intermediaries more knowledgeable about exchange traded products, including the Fund, or for other activities, such as marketing, educational training or other initiatives related to the sale or promotion of Shares. These payments may create a conflict of interest by influencing the Intermediary and your salesperson to recommend the Fund over another investment. Any such arrangements do not result in increased Fund expenses. Ask your salesperson or visit the Intermediary’s website for more information.

DEFIANCE NEXT GEN H2 ETF

Investment Objective

The Defiance Next Gen H2 ETF (the “Fund” or the “Next Gen H2 ETF”) seeks to track the total return performance, before fees and expenses, of the BlueStar Hydrogen & NextGen Fuel Cell Index (the “Index”).

Fees and Expenses of the Fund

The following table describes the fees and expenses you may pay if you buy, hold, and sell shares of the Fund (“Shares”). **You may pay other fees, such as brokerage commissions and other fees to financial intermediaries, which are not reflected in the table and Example below.**

Annual Fund Operating Expenses (<i>expenses that you pay each year as a percentage of the value of your investment</i>)	
Management Fees	0.30%
Distribution and/or Service (12b-1) Fees	0.00%
Other Expenses	0.00%
Total Annual Fund Operating Expenses	0.30%

Expense Example

This Example is intended to help you compare the cost of investing in the Fund with the cost of investing in other funds. The Example assumes that you invest \$10,000 in the Fund for the time periods indicated and then continue to hold or redeem all of your Shares at the end of those periods. The Example also assumes that your investment has a 5% return each year and that the Fund’s operating expenses remain the same. Although your actual costs may be higher or lower, based on these assumptions your costs would be:

1 Year	3 Years	5 Years	10 Years
\$31	\$97	\$169	\$381

Portfolio Turnover

The Fund pays transaction costs, such as commissions, when it buys and sells securities (or “turns over” its portfolio). A higher portfolio turnover rate may indicate higher transaction costs and may result in higher taxes when Shares are held in a taxable account. These costs, which are not reflected in annual fund operating expenses or in the Example, affect the Fund’s performance. For the fiscal year ended December 31, 2022, the Fund’s portfolio turnover rate was 81% of the average value of its portfolio.

Principal Investment Strategies

The Fund uses a “passive management” (or indexing) approach to track the total return performance, before fees and expenses, of the Index.

BlueStar Hydrogen & NextGen Fuel Cell Index

The Index is a rules-based index that tracks the performance of a group of globally listed equity securities of companies involved in the development of hydrogen-based energy sources and fuel cell technologies. The Index is predominantly comprised of “pure-play” companies, *i.e.*, those that generate at least 50% of their revenues from products that facilitate hydrogen-based energy production, including fuel cells capable of using hydrogen as a fuel source (collectively, “H2 Companies”). At the time of each quarterly reconstitution of the Index, pure-play companies will comprise at least 85% of the weight of the Index.

Up to 15% of the Index’s weight, at the time of each quarterly reconstitution, may be comprised of “non-pure-play” companies, *i.e.*, those that are engaged in hydrogen or hydrogen-based fuel cell projects, including the production of hydrogen and other industrial gases, and either have the potential to become pure-play companies or that play a significant role in the global hydrogen or fuel cell segment. Vehicle manufacturers are not eligible for inclusion in the Index. The Index may include companies in developed countries, including the United States, as well as emerging market countries.

At the time of each quarterly reconstitution of the Index, MV Index Solutions GmbH (the “Index Provider”) identifies the universe of pure-play and non-pure-play companies. To be eligible for being added to the Index, such companies must meet investibility requirements (the “Investibility Requirements”), including:

- a market capitalization of at least US\$150 million that is within the top 85% of the free-float market capitalization of the universe of pure-play companies;
- a 3-month average daily value traded greater than or equal to US\$1 million;
- 250,000 shares traded per month over the prior six months; and
- a free float (*i.e.*, the proportion of shares that are publicly available) of at least 10%.

Once included in the Index, companies are eligible to remain in the Index at lower investibility thresholds.

At the time of each quarterly reconstitution of the Index, pure-play companies are added to the Index based on their free-float market capitalization (from largest to smallest) until their aggregate free-float market capitalization is at least 90% of the free-float market capitalization of all pure-play companies meeting the Investibility Requirements. In the event the Index would include fewer than 25 pure-play companies, the Index will include non-pure-play companies (from largest to smallest based on their free-float market capitalization) meeting the Investibility Requirements and, if necessary, add the next largest pure-play or non-pure-play company that does not meet the Investibility Requirements until there are a minimum of 25 companies in the Index.

At the time of each quarterly reconstitution of the Index, Index constituents are weighted using a modified market-capitalization methodology that establishes a minimum aggregate weight of 85% for pure-play companies, limits the weight of any individual security to 10% (4% for industrial gas companies), and adjusts the weight of a constituent downward based on certain liquidity criteria. Excess weight resulting from the above adjustments is redistributed among the remaining constituents. Additionally, at the time of each rebalance of the Index, the aggregate weight of constituents with a weight greater than or equal to 5% is limited to 50%, and the weight of the smallest constituent(s) that would otherwise cause the Index to exceed the 50% threshold and all other constituents with a weight greater than 4.5% but less than 5% will be set to 4.5%.

The Index is reconstituted quarterly, effective after the close of trading on the third Friday of each March, June, September, and December (the “Rebalance Date”). For each rebalance and reconstitution of the Index, Index constituents and their weights are determined based on data prior to the Rebalance Date.

As of March 31, 2023, the Index was composed of 25 constituents. The Index was established in 2021 and is owned and maintained by the Index Provider. The Index Provider partnered with the Fund’s investment adviser to co-develop the methodology used to determine the securities included in the Index.

The Fund’s Investment Strategy

Under normal circumstances, at least 80% of the Fund’s net assets (plus borrowings for investment purposes) will be invested in H2 Companies (as described above).

The Fund will generally use a “replication” strategy to achieve its investment objective, meaning the Fund will generally invest in all of the component securities of the Index in the same approximate proportions as in the Index. However, the Fund may use a “representative sampling” strategy, meaning it may invest in a sample of the securities in the Index whose risk, return, and other characteristics closely resemble the risk, return, and other characteristics of the Index as a whole, when the Fund’s sub-adviser believes it is in the best interests of the Fund (*e.g.*, when replicating the Index involves practical difficulties or substantial costs, an Index constituent becomes temporarily illiquid, unavailable, or less liquid, or as a result of legal restrictions or limitations that apply to the Fund but not to the Index).

To the extent the Index concentrates (*i.e.*, holds more than 25% of its total assets) in the securities of a particular industry or group of related industries, the Fund will concentrate its investments to approximately the same extent as the Index. The Index is expected to be concentrated in hydrogen and fuel cell companies.

The Fund is considered to be non-diversified, which means that it may invest more of its assets in the securities of a single issuer or a smaller number of issuers than if it were a diversified fund.

Principal Investment Risks

The principal risks of investing in the Fund are summarized below. The principal risks are presented in alphabetical order to facilitate finding particular risks and comparing them with other funds. Each risk summarized below is considered a “principal risk” of investing in the Fund, regardless of the order in which it appears. As with any investment, there is a risk that you could lose all or a portion of your investment in the Fund. Some or all of these risks may adversely affect the Fund’s net asset value per share (“NAV”), trading price, yield, total return and/or ability to meet its objectives. For more information about the risks of investing in the Fund, see the section in the Fund’s Prospectus titled “Additional Information About the Funds.”

- **Concentration in Hydrogen and Fuel Cell Companies Risk.** The Fund’s investments will be concentrated in an industry or group of industries to the extent that the Index is so concentrated. In such event, the value of the Shares may rise and fall more than the value of shares of a fund that invests in securities of companies in a broader range of industries. The Index is expected to be concentrated in hydrogen and fuel cell companies. Such companies may depend largely on the availability of hydrogen gas, certain third-party key suppliers for components in their products, and a small number of customers for a significant portion of their business. Hydrogen and fuel cell companies are also subject to risks related to the obsolescence of existing technology, short product cycles, falling prices and profits, competition from new market entrants, and general economic conditions that significantly affect the hydrogen, fuel cell, and overall clean energy industry. Risks associated with hazardous materials, fluctuations in energy prices and supply and demand of alternative energy fuels, energy conservation, the success of exploration projects and tax and other government regulations can also significantly affect this industry. Shares in the companies involved in this industry may be significantly more volatile than shares of companies operating in other, more established industries.

- **Currency Exchange Rate Risk.** The Fund may invest a relatively large percentage of its assets in investments denominated in non-U.S. currencies or in securities that provide exposure to such currencies. Changes in currency exchange rates and the relative value of non-U.S. currencies will affect the value of the Fund’s investment and the value of your Shares. Currency exchange rates can be very volatile and can change quickly and unpredictably. As a result, the value of an investment in the Fund may change quickly and without warning and you may lose money.
- **Emerging Markets Risk.** Investments in securities and instruments traded in developing or emerging markets, or that provide exposure to such securities or markets, can involve additional risks relating to political, economic, or regulatory conditions not associated with investments in U.S. securities and instruments. For example, developing and emerging markets may be subject to (i) greater market volatility, (ii) lower trading volume and liquidity, (iii) greater social, political and economic uncertainty, (iv) governmental controls on foreign investments and limitations on repatriation of invested capital, (v) lower disclosure, corporate governance, auditing and financial reporting standards, (vi) fewer protections of property rights, (vii) fewer investor rights and limited legal or practical remedies available to investors against emerging market companies, (viii) restrictions on the transfer of securities or currency, and (ix) settlement and trading practices that differ from those in U.S. markets. Each of these factors may impact the ability of the Fund to buy, sell or otherwise transfer securities, adversely affect the trading market and price for Shares and cause the Fund to decline in value. Additionally, limitations on the availability of financial and business information about companies in emerging markets may affect the Index Provider’s ability to accurately determine the companies meeting the Index’s criteria.
- **Equity Market Risk.** The equity securities held in the Fund’s portfolio may experience sudden, unpredictable drops in value or long periods of decline in value. This may occur because of factors that affect securities markets generally or factors affecting specific issuers, industries, or sectors in which the Fund invests. Common stocks are generally exposed to greater risk than other types of securities, such as preferred stock and debt obligations, because common stockholders generally have inferior rights to receive payment from issuers. In addition, local, regional or global events such as war, including Russia’s invasion of Ukraine, acts of terrorism, spread of infectious diseases or other public health issues, recessions, rising inflation, or other events could have a significant negative impact on the Fund and its investments. For example, the global pandemic caused by COVID-19, a novel coronavirus, and the aggressive responses taken by many governments, including closing borders, restricting international and domestic travel, and the imposition of prolonged quarantines or similar restrictions, has had negative impacts, and in many cases severe impacts, on markets worldwide. The COVID-19 pandemic has caused prolonged disruptions to the normal business operations of companies around the world and the impact of such disruptions is hard to predict. Such events may affect certain geographic regions, countries, sectors and industries more significantly than others. Such events could adversely affect the prices and liquidity of the Fund’s portfolio securities or other instruments and could result in disruptions in the trading markets.
- **ETF Risks.** The Fund is an ETF, and, as a result of an ETF’s structure, it is exposed to the following risks:
 - *Authorized Participants, Market Makers, and Liquidity Providers Concentration Risk.* The Fund has a limited number of financial institutions that may act as Authorized Participants (“APs”). In addition, there may be a limited number of market makers and/or liquidity providers in the marketplace. To the extent either of the following events occur, Shares may trade at a material discount to NAV and possibly face delisting: (i) APs exit the business or otherwise become unable to process creation and/or redemption orders and no other APs step forward to perform these services, or (ii) market makers and/or liquidity providers exit the business or significantly reduce their business activities and no other entities step forward to perform their functions.
 - *Costs of Buying or Selling Shares.* Due to the costs of buying or selling Shares, including brokerage commissions imposed by brokers and bid-ask spreads, frequent trading of Shares may significantly reduce investment results and an investment in Shares may not be advisable for investors who anticipate regularly making small investments.
 - *Shares May Trade at Prices Other Than NAV.* As with all ETFs, Shares may be bought and sold in the secondary market at market prices. Although it is expected that the market price of Shares will approximate the Fund’s NAV, there may be times when the market price of Shares is more than the NAV intra-day (premium) or less than the NAV intra-day (discount) due to supply and demand of Shares or during periods of market volatility. This risk is heightened in times of market volatility, periods of steep market declines, and periods when there is limited trading activity for Shares in the secondary market, in which case such premiums or discounts may be significant. Because securities held by the Fund may trade on foreign exchanges that are closed when the Fund’s primary listing exchange is open, there are likely to be deviations between the current price of a security and the security’s last quoted price from the closed foreign market. This may result in premiums and discounts that are greater than those experienced by domestic ETFs.
 - *Trading.* Although Shares are listed for trading on NYSE Arca, Inc. (the “Exchange”) and may be traded on U.S. exchanges other than the Exchange, there can be no assurance that Shares will trade with any volume, or at all, on any stock exchange. In stressed market conditions, the liquidity of Shares may begin to mirror the liquidity of the Fund’s underlying portfolio holdings, which can be significantly less liquid than Shares, and this could lead to differences between the market price of the Shares and the underlying value of those Shares.

- **Foreign Securities Risk.** Investments in non-U.S. securities involve certain risks that may not be present with investments in U.S. securities. For example, investments in non-U.S. securities may be subject to risk of loss due to foreign currency fluctuations or to political or economic instability. Investments in non-U.S. securities also may be subject to withholding or other taxes and may be subject to additional trading, settlement, custodial, and operational risks. These and other factors can make investments in the Fund more volatile and potentially less liquid than other types of investments.
- **Geographic Investment Risk.** To the extent the Fund invests a significant portion of its assets in the securities of companies of a single country or region, it is more likely to be impacted by events or conditions affecting that country or region.
- **Index Methodology Risk.** The Index may not include all companies around the globe whose products or services are predominantly tied to the development of quantum computing and machine learning technologies because the Index includes only those companies meeting the Index criteria. For example, companies that would otherwise be included in the Index might be excluded from the Index if they omit discussion of their quantum computing and machine learning technologies from descriptions of their business in regulatory filings or otherwise keep such work hidden from public (and the Index Provider’s) view.
- **Index Provider Risk.** There is no assurance that the Index Provider, or any agents that act on its behalf, will compile the Index accurately, or that the Index will be determined, maintained, constructed, reconstituted, rebalanced, composed, calculated or disseminated accurately. The Adviser relies upon the Index Provider and its agents to compile, determine, maintain, construct, reconstitute, rebalance, compose, calculate (or arrange for an agent to calculate), and disseminate the Index accurately. Any losses or costs associated with errors made by the Index Provider or its agents generally will be borne by the Fund and its shareholders.
- **Market Capitalization Risk**
 - *Large-Capitalization Investing.* The securities of large-capitalization companies may be relatively mature compared to smaller companies and therefore subject to slower growth during times of economic expansion. Large-capitalization companies may also be unable to respond quickly to new competitive challenges, such as changes in technology and consumer tastes.
 - *Mid-Capitalization Investing.* The securities of mid-capitalization companies may be more vulnerable to adverse issuer, market, political, or economic developments than securities of large-capitalization companies, but they may also be subject to slower growth than small-capitalization companies during times of economic expansion. The securities of mid-capitalization companies generally trade in lower volumes and are subject to greater and more unpredictable price changes than large capitalization stocks or the stock market as a whole, but they may also be nimbler and more responsive to new challenges than large-capitalization companies. Some mid-capitalization companies have limited product lines, markets, financial resources, and management personnel and tend to concentrate on fewer geographical markets relative to large-capitalization companies.
 - *Small-Capitalization Investing.* The securities of small-capitalization companies may be more vulnerable to adverse issuer, market, political, or economic developments than securities of larger-capitalization companies. The securities of small-capitalization companies generally trade in lower volumes and are subject to greater and more unpredictable price changes than larger capitalization stocks or the stock market as a whole. Some small capitalization companies have limited product lines, markets, and financial and managerial resources and tend to concentrate on fewer geographical markets relative to larger capitalization companies. There is typically less publicly available information concerning smaller-capitalization companies than for larger, more established companies. Small-capitalization companies also may be particularly sensitive to changes in interest rates, government regulation, borrowing costs and earnings.
- **Non-Diversification Risk.** The Fund is considered to be non-diversified, which means that it may invest more of its assets in the securities of a single issuer or a smaller number of issuers than if it were a diversified fund. As a result, the Fund may be more exposed to the risks associated with and developments affecting an individual issuer or a smaller number of issuers than a fund that invests more widely. This may increase the Fund’s volatility and cause the performance of a relatively smaller number of issuers to have a greater impact on the Fund’s performance. However, the Fund intends to satisfy the diversification requirements for qualifying as a regulated investment company (a “RIC”) under Subchapter M of the Internal Revenue Code of 1986, as amended (the “Code”).
- **Passive Investment Risk.** The Fund is not actively managed, and its sub-adviser would not sell shares of an equity security due to current or projected underperformance of a security, industry, or sector, unless that security is removed from the Index or the selling of shares of that security is otherwise required upon a reconstitution or rebalancing of the Index in accordance with the Index methodology.
- **Sector Risk.** To the extent the Fund invests more heavily in particular sectors of the economy, its performance will be especially sensitive to developments that significantly affect those sectors.
 - *Industrial Sector Risk.* The industrial sector can be significantly affected by, among other things, worldwide economic growth, supply and demand for specific products and services, rapid technological developments, international political and economic developments, environmental issues, tariffs and trade barriers, and tax and governmental regulatory policies. As the

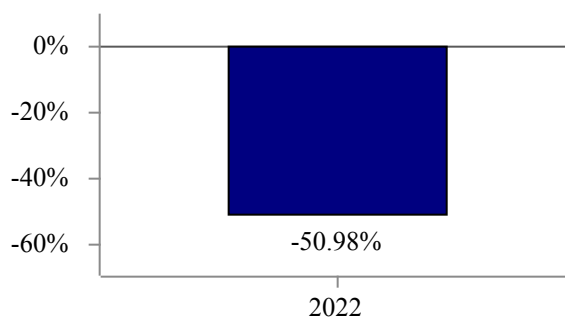
demand for, or prices of, industrials increase, the value of the Fund's investments generally would be expected to also increase. Conversely, declines in the demand for, or prices of, industrials generally would be expected to contribute to declines in the value of such securities. Such declines may occur quickly and without warning and may negatively impact the value of the Fund and your investment.

- **Securities Lending Risk.** There are certain risks associated with securities lending, including the risk that the borrower may fail to return the securities on a timely basis or even the loss of rights in the collateral deposited by the borrower, if the borrower should fail financially. The Fund could also lose money in the event of a decline in the value of collateral provided for loaned securities or a decline in the value of any investments made with cash collateral. As a result, the Fund may lose money.
- **Tax Risk.** To qualify for the favorable tax treatment generally available to RICs, the Fund must satisfy certain diversification requirements. In particular, among other requirements, at the end of each quarter of the Fund's taxable year, the Fund's assets must be diversified so that at least 50% of the value of the Fund's total assets is represented by cash and cash items, U.S. government securities, securities of other RICs, and other securities, with such other securities limited, in respect to any one issuer, to an amount not greater in value than 5% of the value of the Fund's total assets and to not more than 10% of the outstanding voting securities of such issuer, including the equity securities of a qualified publicly traded partnership. Given the concentration of the Index in a relatively small number of securities, it may not always be possible for the Fund to fully implement a replication strategy or a representative sampling strategy while satisfying these diversification requirements. The Fund's efforts to satisfy the diversification requirements may affect the Fund's execution of its investment strategy and may cause the Fund's return to deviate from that of the Index, and the Fund's efforts to replicate or represent the Index may cause it inadvertently to fail to satisfy the diversification requirements. If the Fund were to fail to satisfy the diversification requirements, it could incur penalty taxes and be forced to dispose of certain assets, or it could fail to qualify as a RIC. If the Fund were to fail to qualify as a RIC, it would be taxed in the same manner as an ordinary corporation, and distributions to its shareholders would not be deductible by the Fund in computing its taxable income.
- **Tracking Error Risk.** As with all index funds, the performance of the Fund and the Index may differ from each other for a variety of reasons. For example, the Fund incurs operating expenses and portfolio transaction costs not incurred by the Index. In addition, the Fund may not be fully invested in the securities of the Index at all times or may hold securities not included in the Index.

Performance

The following performance information indicates some of the risks of investing in the Fund. The bar chart shows the Fund's performance for the most recent calendar year ended December 31. The table illustrates how the Fund's average annual returns for the 1-year and since inception periods compare with those of a broad measure of market performance and the Index. The Fund's past performance, before and after taxes, does not necessarily indicate how it will perform in the future. Updated performance information is available on the Fund's website at www.defianceetfs.com.

Calendar Year Total Return



During the period of time shown in the bar chart, the highest quarterly return was 1.65% for the quarter ended December 31, 2022, and the lowest quarterly return was -35.07% for the quarter ended June 30, 2022.

Average Annual Total Returns
(For the Periods ended December 31, 2022)

Defiance Next Gen H2 ETF	1-Year	Since Inception (3/9/2021)
Return Before Taxes	-50.98%	-44.41%
Return After Taxes on Distributions	-50.98%	-44.41%
Return After Taxes on Distributions and Sale of Shares	-30.18%	-31.71%
BlueStar Hydrogen & NextGen Fuel Cell Index (reflects no deduction for fees, expenses, or taxes)	-50.99%	-44.02%
S&P 500 TR Index (reflects no deduction for fees, expenses, or taxes)	-18.11%	1.02%

After-tax returns are calculated using the historical highest individual federal marginal income tax rates during the period covered by the table above and do not reflect the impact of state and local taxes. Actual after-tax returns depend on an investor's tax situation and may differ from those shown. After-tax returns shown are not relevant to investors who hold their Shares through tax-deferred arrangements such as an individual retirement account ("IRA") or other tax-advantaged accounts. In certain cases, the figure representing "Return After Taxes on Distributions and Sale of Shares" may be higher than the other return figures for the same period. A higher after-tax return results when a capital loss occurs upon redemption and provides an assumed tax deduction that benefits the investor.

Portfolio Management

Adviser	Defiance ETFs, LLC
Sub-Adviser	Penserra Capital Management LLC ("Penserra" or the "Sub-Adviser")
Portfolio Managers	Dustin Lewellyn, CFA, Managing Director of Penserra; Ernesto Tong, CFA, Managing Director of Penserra; and Anand Desai, Associate of Penserra have been portfolio managers of the Fund since its inception in March 2021.

Purchase and Sale of Shares

Shares are listed on the Exchange, and individual Shares may only be bought and sold in the secondary market through brokers at market prices, rather than NAV. Because Shares trade at market prices rather than NAV, Shares may trade at a price greater than NAV (premium) or less than NAV (discount).

The Fund issues and redeems Shares at NAV only in large blocks known as "Creation Units," which only APs (typically, broker-dealers) may purchase or redeem. The Fund generally issues and redeems Creation Units in exchange for a portfolio of securities and/or a designated amount of U.S. cash.

Investors may incur costs attributable to the difference between the highest price a buyer is willing to pay to purchase Shares (bid) and the lowest price a seller is willing to accept for Shares (ask) when buying or selling Shares in the secondary market (the "bid-ask spread"). Recent information about the Fund, including its NAV, market price, premiums and discounts, and bid-ask spreads is available on the Fund's website at www.defianceetfs.com.

Tax Information

Fund distributions are generally taxable as ordinary income, qualified dividend income, or capital gains (or a combination), unless your investment is in an individual retirement account ("IRA") or other tax-advantaged account. Distributions on investments made through tax-deferred arrangements may be taxed later upon withdrawal of assets from those accounts.

Financial Intermediary Compensation

If you purchase Shares through a broker-dealer or other financial intermediary (such as a bank) (an "Intermediary"), the Adviser or its affiliates may pay Intermediaries for certain activities related to the Fund, including participation in activities that are designed to make Intermediaries more knowledgeable about exchange traded products, including the Fund, or for other activities, such as marketing, educational training or other initiatives related to the sale or promotion of Shares. These payments may create a conflict of interest by influencing the Intermediary and your salesperson to recommend the Fund over another investment. Any such arrangements do not result in increased Fund expenses. Ask your salesperson or visit the Intermediary's website for more information.

DEFIANCE HOTEL, AIRLINE, AND CRUISE ETF

Investment Objective

The Defiance Hotel, Airline, and Cruise ETF (the “Fund” or the “Travel ETF”) seeks to track the total return performance, before fees and expenses, of the BlueStar Global Hotels, Airlines, and Cruises Index (the “Index”).

Fees and Expenses of the Fund

The following table describes the fees and expenses you may pay if you buy, hold, and sell shares of the Fund (“Shares”). **You may pay other fees, such as brokerage commissions and other fees to financial intermediaries, which are not reflected in the table and Example below.**

Annual Fund Operating Expenses (<i>expenses that you pay each year as a percentage of the value of your investment</i>)	
Management Fees	0.45%
Distribution and/or Service (12b-1) Fees	0.00%
Other Expenses	0.00%
Total Annual Fund Operating Expenses	0.45%

Expense Example

This Example is intended to help you compare the cost of investing in the Fund with the cost of investing in other funds. The Example assumes that you invest \$10,000 in the Fund for the time periods indicated and then continue to hold or redeem all of your Shares at the end of those periods. The Example also assumes that your investment has a 5% return each year and that the Fund’s operating expenses remain the same. Although your actual costs may be higher or lower, based on these assumptions your costs would be:

1 Year	3 Years	5 Years	10 Years
\$46	\$144	\$252	\$567

Portfolio Turnover

The Fund pays transaction costs, such as commissions, when it buys and sells securities (or “turns over” its portfolio). A higher portfolio turnover rate may indicate higher transaction costs and may result in higher taxes when Shares are held in a taxable account. These costs, which are not reflected in annual fund operating expenses or in the Example, affect the Fund’s performance. For the fiscal year ended December 31, 2022, the Fund’s portfolio turnover rate was 32% of the average value of its portfolio.

Principal Investment Strategies

The Fund uses a “passive management” (or indexing) approach to track the total return performance, before fees and expenses, of the Index.

BlueStar Global Hotels, Airlines, and Cruises Index

The Index is a rules-based index that consists of globally-listed stocks of companies that derive at least 50% of their revenues from the passenger airline, hotel and resort, or cruise industries (“Travel Companies”) as determined by MV Index Solutions GmbH (the “Index Provider”). The Index may include companies in developed countries, including the United States, as well as emerging market countries. To be added to the Index, an Index component must meet the Index’s investibility and liquidity requirements, including a market capitalization greater than or equal to US\$150 million, and once included in the Index, companies are eligible to remain in the Index at reduced investibility and liquidity thresholds (collectively, the “Investibility Requirements”).

At the time of each semi-annual reconstitution of the Index, Travel Companies meeting the Investibility Requirements are added to the Index based on their free-float market capitalization (from largest to smallest) until their aggregate free-float market capitalization is at least 95% of the free-float market capitalization of all Travel Companies meeting the Investibility Requirements with at least 25 Travel Companies. If such rules result in fewer than 25 Index components, the largest remaining eligible companies are selected until the number of components reaches 25.

At the time of each quarterly rebalance of the Index, the Index components are initially weighted by their float-adjusted market capitalization and separated into three tiers: (i) hotels, (ii) airlines, and (iii) cruises. If the aggregate weight of any tier would exceed 50%, then that tier’s weight is set to 50% and the excess weight is distributed to the other two tiers on a pro-rata basis. If the weight of any tier would be less than 15%, that tier’s weight is set to 15% and the difference is subtracted from the other two tiers on a pro-rata basis. Index components are then weighted based on their float-adjusted market capitalization within each tier, subject to a maximum weight of 8% for any individual security and adjustments downward based on certain liquidity criteria. Excess weight resulting from such adjustments is redistributed among the remaining constituents in the applicable tier.

The Index is reconstituted semi-annually after the close of business on the third Friday of each March and September and rebalanced quarterly on the third Friday of each March, June, September, and December based on data as of the last business day of the month prior to such reconstitution or rebalance.

As of March 31, 2023, the Index was composed of 56 constituents, 20 of which were listed on a non-U.S. exchange. The Index was established in 2021 and is owned and maintained by the Index Provider. The Index Provider partnered with the Fund's investment adviser to co-develop the methodology used to determine the securities included in the Index. The Index Provider is not affiliated with the Fund or its investment adviser, sub-adviser, or distributor.

The Fund's Investment Strategy

Under normal circumstances, the Fund invests at least 80% of its net assets (plus borrowings for investment purposes) in Travel Companies. The foregoing policy may be changed without shareholder approval upon 60 days' written notice to shareholders.

The Fund will generally use a "replication" strategy to achieve its investment objective, meaning the Fund will generally invest in all of the component securities of the Index in the same approximate proportions as in the Index. However, the Fund may use a "representative sampling" strategy, meaning it may invest in a sample of the securities in the Index whose risk, return, and other characteristics closely resemble the risk, return, and other characteristics of the Index as a whole, when the Fund's sub-adviser believes it is in the best interests of the Fund (*e.g.*, when replicating the Index involves practical difficulties or substantial costs, an Index constituent becomes temporarily illiquid, unavailable, or less liquid, or as a result of legal restrictions or limitations that apply to the Fund but not to the Index).

To the extent the Index concentrates (*i.e.*, holds more than 25% of its total assets) in the securities of a particular industry or group of related industries, the Fund will concentrate its investments to approximately the same extent as the Index. The Index, and consequently the Fund, is expected to be concentrated in Travel Companies.

The Fund is considered to be non-diversified, which means that it may invest more of its assets in the securities of a single issuer or a smaller number of issuers than if it were a diversified fund.

Principal Investment Risks

The principal risks of investing in the Fund are summarized below. The principal risks are presented in alphabetical order to facilitate finding particular risks and comparing them with other funds. Each risk summarized below is considered a "principal risk" of investing in the Fund, regardless of the order in which it appears. As with any investment, there is a risk that you could lose all or a portion of your investment in the Fund. Some or all of these risks may adversely affect the Fund's net asset value per share ("NAV"), trading price, yield, total return and/or ability to meet its objectives. For more information about the risks of investing in the Fund, see the section in the Fund's Prospectus titled "Additional Information About the Funds."

- **Concentration in Travel Companies Risk.** The Fund's investments will be concentrated in an industry or group of industries to the extent that the Index is so concentrated. In such event, the value of the Shares may rise and fall more than the value of shares of a fund that invests in securities of companies in a broader range of industries. Travel Companies may be adversely affected by a downturn in economic conditions that can result in decreased demand for leisure and business travel. Due to the discretionary nature of business and leisure travel spending, Travel Company revenues are heavily influenced by the condition of the U.S. and foreign economies. Travel Companies may also be significantly affected by changes in labor relations and insurance costs. Travel Companies in the airline and cruise industries may also be significantly affected by changes in fuel prices, which may be very volatile and may not be able to be passed on to customers by increasing fares. Airline companies may also be highly dependent on aircraft or related equipment from a small number of suppliers, and consequently, issues affecting the availability, reliability, safety, or longevity of such aircraft or equipment (*e.g.*, the inability of a supplier to meet aircraft demand or the grounding of an aircraft due to safety concerns) may have a significant effect on the operations and profitability of airline companies. Companies in the hotel and lodging industry, as well as the cruise industry, are subject to various risks that may cause significant losses, which includes risks related to uncertainty in travel (due to global, regional or local events), guest safety, security, and privacy, changing consumer demands, shortages of experienced personnel, consumer perception of risk (for example, due to terrorist attacks, pandemics, and political or social violence), and changing or increased regulations.

Beginning in the first quarter of 2020, financial markets in the United States and around the world experienced extreme and in many cases unprecedented volatility and severe losses due to the global pandemic caused by COVID-19, a novel coronavirus. The pandemic has resulted in a wide range of social and economic disruptions, including closed borders and reduced or prohibited domestic or international travel. Some sectors of the economy and individual issuers, including Travel Companies, have experienced particularly large losses. Such disruptions may continue for an extended period of time or reoccur in the future to a similar or greater extent.

In addition, the Russian invasion of Ukraine and the resulting sanctions by Western countries on Russia, as well as retaliatory measures by Russia, may have a significant impact on Travel Companies. Bans on oil and energy imports from Russia by certain Western countries may increase the costs of travel, including jet fuel, gasoline, and fuel used in cruise liners. In addition, certain Western nations have closed their airspace and ports to all Russian aircraft and shipping vessels, respectively, and/or seized leased

aircraft located in Western airports. In response, Russia has closed its airspace and ports to certain Western aircraft and shipping vessels, and Russia has seized certain leased aircraft located in Russia. These actions may lead to higher ticket prices, flight and cruise cancellations, longer routes, fewer diversion airports, a decreased demand for travel, and the permanent loss of property for Western companies. These and any related events could significantly and adversely affect the Fund's performance and the value of an investment in the Fund.

- **Currency Exchange Rate Risk.** The Fund may invest a relatively large percentage of its assets in investments denominated in non-U.S. currencies or in securities that provide exposure to such currencies. Changes in currency exchange rates and the relative value of non-U.S. currencies will affect the value of the Fund's investment and the value of your Shares. Currency exchange rates can be very volatile and can change quickly and unpredictably. As a result, the value of an investment in the Fund may change quickly and without warning and you may lose money.
- **Emerging Markets Risk.** The Fund may invest in companies organized in emerging market nations. Investments in securities and instruments traded in developing or emerging markets, or that provide exposure to such securities or markets, can involve additional risks relating to political, economic, or regulatory conditions not associated with investments in U.S. securities and instruments or investments in more developed international markets. Such conditions may impact the ability of the Fund to buy, sell or otherwise transfer securities, adversely affect the trading market and price for Shares and cause the Fund to decline in value.
 - *Capital Controls and Sanctions Risk.* Economic conditions, such as volatile currency exchange rates and interest rates, political events, military action and other conditions may, without prior warning, lead to government intervention (including intervention by the U.S. government with respect to foreign governments, economic sectors, foreign companies and related securities and interests) and the imposition of capital controls and/or sanctions, which may also include retaliatory actions of one government against another government, such as seizure of assets. Capital controls and/or sanctions include the prohibition of, or restrictions on, the ability to transfer currency, securities or other assets. Levies may be placed on profits repatriated by foreign entities (such as the Fund). Capital controls and/or sanctions may also impact the ability of the Fund to buy, sell or otherwise transfer securities or currency, negatively impact the value and/or liquidity of such instruments, adversely affect the trading market and price for Shares, and cause the Fund to decline in value.
 - *Geopolitical Risk.* Some countries and regions in which the Fund invests have experienced security concerns, war or threats of war and aggression, terrorism, economic uncertainty, natural and environmental disasters and/or systemic market dislocations that have led, and in the future may lead, to increased short-term market volatility and may have adverse long-term effects on the U.S. and world economies and markets generally. Such geopolitical and other events may also disrupt securities markets and, during such market disruptions, the Fund's exposure to the other risks described herein will likely increase. Each of the foregoing may negatively impact the Fund's investments.
- **Equity Market Risk.** The equity securities held in the Fund's portfolio may experience sudden, unpredictable drops in value or long periods of decline in value. This may occur because of factors that affect securities markets generally or factors affecting specific issuers, industries, or sectors in which the Fund invests. Common stocks are generally exposed to greater risk than other types of securities, such as preferred stock and debt obligations, because common stockholders generally have inferior rights to receive payment from issuers. In addition, local, regional or global events such as war, including Russia's invasion of Ukraine, acts of terrorism, spread of infectious diseases or other public health issues, recessions, rising inflation, or other events could have a significant negative impact on the Fund and its investments. For example, the global pandemic caused by COVID-19, a novel coronavirus, and the aggressive responses taken by many governments, including closing borders, restricting international and domestic travel, and the imposition of prolonged quarantines or similar restrictions, has had negative impacts, and in many cases severe impacts, on markets worldwide. The COVID-19 pandemic has caused prolonged disruptions to the normal business operations of companies around the world and the impact of such disruptions is hard to predict. Such events may affect certain geographic regions, countries, sectors and industries more significantly than others. Such events could adversely affect the prices and liquidity of the Fund's portfolio securities or other instruments and could result in disruptions in the trading markets.
- **ETF Risks.** The Fund is an ETF, and, as a result of an ETF's structure, it is exposed to the following risks:
 - *Authorized Participants, Market Makers, and Liquidity Providers Concentration Risk.* The Fund has a limited number of financial institutions that may act as Authorized Participants ("APs"). In addition, there may be a limited number of market makers and/or liquidity providers in the marketplace. To the extent either of the following events occur, Shares may trade at a material discount to NAV and possibly face delisting: (i) APs exit the business or otherwise become unable to process creation and/or redemption orders and no other APs step forward to perform these services, or (ii) market makers and/or liquidity providers exit the business or significantly reduce their business activities and no other entities step forward to perform their functions.
 - *Costs of Buying or Selling Shares.* Due to the costs of buying or selling Shares, including brokerage commissions imposed by brokers and bid-ask spreads, frequent trading of Shares may significantly reduce investment results and an investment in Shares may not be advisable for investors who anticipate regularly making small investments.

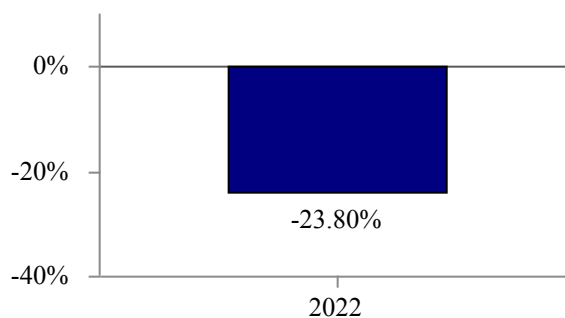
- *Shares May Trade at Prices Other Than NAV.* As with all ETFs, Shares may be bought and sold in the secondary market at market prices. Although it is expected that the market price of Shares will approximate the Fund’s NAV, there may be times when the market price of Shares is more than the NAV intra-day (premium) or less than the NAV intra-day (discount) due to supply and demand of Shares or during periods of market volatility. This risk is heightened in times of market volatility, periods of steep market declines, and periods when there is limited trading activity for Shares in the secondary market, in which case such premiums or discounts may be significant. Because securities held by the Fund may trade on foreign exchanges that are closed when the Fund’s primary listing exchange is open, there are likely to be deviations between the current price of a security and the security’s last quoted price from the closed foreign market. This may result in premiums and discounts that are greater than those experienced by domestic ETFs.
- *Trading.* Although Shares are listed for trading on NYSE Arca, Inc. (the “Exchange”) and may be traded on U.S. exchanges other than the Exchange, there can be no assurance that Shares will trade with any volume, or at all, on any stock exchange. In stressed market conditions, the liquidity of Shares may begin to mirror the liquidity of the Fund’s underlying portfolio holdings, which can be significantly less liquid than Shares, and this could lead to differences between the market price of the Shares and the underlying value of those Shares.
- **Foreign Securities Risk.** Investments in non-U.S. securities involve certain risks that may not be present with investments in U.S. securities. For example, investments in non-U.S. securities may be subject to risk of loss due to foreign currency fluctuations or to political or economic instability. There may be less information publicly available about a non-U.S. issuer than a U.S. issuer. Non-U.S. issuers may be subject to different accounting, auditing, financial reporting and investor protection standards than U.S. issuers. Investments in non-U.S. securities may be subject to withholding or other taxes and may be subject to additional trading, settlement, custodial, and operational risks. With respect to certain countries, there is the possibility of government intervention and expropriation or nationalization of assets. Because legal systems differ, there is also the possibility that it will be difficult to obtain or enforce legal judgments in certain countries. Since foreign exchanges may be open on days when the Fund does not price its Shares, the value of the securities in the Fund’s portfolio may change on days when shareholders will not be able to purchase or sell the Shares. Conversely, Shares may trade on days when foreign exchanges are closed. Each of these factors can make investments in the Fund more volatile and potentially less liquid than other types of investments.
- **Geographic Investment Risk.** To the extent that the Fund invests a significant portion of its assets in the securities of companies of a single country or region, it is more likely to be impacted by events or conditions affecting that country or region. For example, political and economic conditions and changes in regulatory, tax, or economic policy in a country could significantly affect the market in that country and in surrounding or related countries and have a negative impact on the Fund’s performance. Currency developments or restrictions, political and social instability, and changing economic conditions have resulted in significant market volatility.
- **Index Methodology Risk.** The Index may not include all companies around the globe whose products or services are predominantly tied to the development of quantum computing and machine learning technologies because the Index includes only those companies meeting the Index criteria. For example, companies that would otherwise be included in the Index might be excluded from the Index if they omit discussion of their quantum computing and machine learning technologies from descriptions of their business in regulatory filings or otherwise keep such work hidden from public (and the Index Provider’s) view.
- **Index Provider Risk.** There is no assurance that the Index Provider, or any agents that act on its behalf, will compile the Index accurately, or that the Index will be determined, maintained, constructed, reconstituted, rebalanced, composed, calculated or disseminated accurately. The Adviser relies upon the Index Provider and its agents to compile, determine, maintain, construct, reconstitute, rebalance, compose, calculate (or arrange for an agent to calculate), and disseminate the Index accurately. Any losses or costs associated with errors made by the Index Provider or its agents generally will be borne by the Fund and its shareholders.
- **Market Capitalization Risk**
 - *Large-Capitalization Investing.* The securities of large-capitalization companies may be relatively mature compared to smaller companies and therefore subject to slower growth during times of economic expansion. Large-capitalization companies may also be unable to respond quickly to new competitive challenges, such as changes in technology and consumer tastes.
 - *Mid-Capitalization Investing.* The securities of mid-capitalization companies may be more vulnerable to adverse issuer, market, political, or economic developments than securities of large-capitalization companies, but they may also be subject to slower growth than small-capitalization companies during times of economic expansion. The securities of mid-capitalization companies generally trade in lower volumes and are subject to greater and more unpredictable price changes than large capitalization stocks or the stock market as a whole, but they may also be nimbler and more responsive to new challenges than large-capitalization companies. Some mid-capitalization companies have limited product lines, markets, financial resources, and management personnel and tend to concentrate on fewer geographical markets relative to large-capitalization companies.

- *Small-Capitalization Investing.* The securities of small-capitalization companies may be more vulnerable to adverse issuer, market, political, or economic developments than securities of larger-capitalization companies. The securities of small-capitalization companies generally trade in lower volumes and are subject to greater and more unpredictable price changes than larger capitalization stocks or the stock market as a whole. Some small capitalization companies have limited product lines, markets, and financial and managerial resources and tend to concentrate on fewer geographical markets relative to larger capitalization companies. There is typically less publicly available information concerning smaller-capitalization companies than for larger, more established companies. Small-capitalization companies also may be particularly sensitive to changes in interest rates, government regulation, borrowing costs and earnings.
- **Non-Diversification Risk.** The Fund is considered to be non-diversified, which means that it may invest more of its assets in the securities of a single issuer or a smaller number of issuers than if it were a diversified fund. As a result, the Fund may be more exposed to the risks associated with and developments affecting an individual issuer or a smaller number of issuers than a fund that invests more widely. This may increase the Fund’s volatility and cause the performance of a relatively smaller number of issuers to have a greater impact on the Fund’s performance. However, the Fund intends to satisfy the diversification requirements for qualifying as a regulated investment company (a “RIC”) under Subchapter M of the Internal Revenue Code of 1986, as amended (the “Code”).
- **Passive Investment Risk.** The Fund is not actively managed, and its sub-adviser would not sell a security held by the Fund due to current or projected underperformance of the security, industry, or sector, unless that security is removed from the Index or the selling of that security is otherwise required upon a reconstitution or rebalancing of the Index in accordance with the Index methodology.
- **Sector Risk.** To the extent the Fund invests more heavily in particular sectors of the economy, its performance will be especially sensitive to developments that significantly affect those sectors.
 - *Consumer Discretionary Sector Risk.* The success of consumer product manufacturers and retailers is tied closely to the performance of domestic and international economies, interest rates, exchange rates, competition, consumer confidence, changes in demographics and consumer preferences. Companies in the consumer discretionary sector depend heavily on disposable household income and consumer spending, and such companies may be strongly affected by social trends and marketing campaigns. These companies may be subject to severe competition, which may have an adverse impact on their profitability.
 - *Industrial Sector Risk.* The industrial sector can be significantly affected by, among other things, worldwide economic growth, supply and demand for specific products and services, rapid technological developments, international political and economic developments, environmental issues, tariffs and trade barriers, and tax and governmental regulatory policies. As the demand for, or prices of, industrials increase, the value of the Fund’s investments generally would be expected to also increase. Conversely, declines in the demand for, or prices of, industrials generally would be expected to contribute to declines in the value of such securities. Such declines may occur quickly and without warning and may negatively impact the value of the Fund and your investment.
- **Securities Lending Risk.** There are certain risks associated with securities lending, including the risk that the borrower may fail to return the securities on a timely basis or even the loss of rights in the collateral deposited by the borrower, if the borrower should fail financially. The Fund could also lose money in the event of a decline in the value of collateral provided for loaned securities or a decline in the value of any investments made with cash collateral. As a result, the Fund may lose money.
- **Tracking Error Risk.** As with all index funds, the performance of the Fund and its Index may differ from each other for a variety of reasons. For example, the Fund incurs operating expenses and portfolio transaction costs not incurred by the Index. In addition, the Fund may not be fully invested in the securities of the Index at all times or may hold securities not included in the Index.

Performance

The following performance information indicates some of the risks of investing in the Fund. The bar chart shows the Fund’s performance for the most recent calendar year ended December 31. The table illustrates how the Fund’s average annual returns for the 1-year and since inception periods compare with those of a broad measure of market performance and the Index. The Fund’s past performance, before and after taxes, does not necessarily indicate how it will perform in the future. Updated performance information is available on the Fund’s website at www.defianceetfs.com.

Calendar Year Total Return



During the period of time shown in the bar chart, the highest quarterly return was 14.18% for the quarter ended December 31, 2022, and the lowest quarterly return was -30.42% for the quarter ended June 30, 2022.

Average Annual Total Returns (For the Periods ended December 31, 2022)

	1-Year	Since Inception (6/3/2021)
Defiance Hotel, Airline, and Cruise ETF		
Return Before Taxes	-23.80%	-23.00%
Return After Taxes on Distributions	-23.83%	-23.02%
Return After Taxes on Distributions and Sale of Shares	-14.07%	-17.20%
BlueStar Global Hotels, Airlines, and Cruises Index (reflects no deduction for fees, expenses, or taxes)	-23.62%	-22.86%
S&P 500 TR Index (reflects no deduction for fees, expenses, or taxes)	-18.11%	-3.97%

After-tax returns are calculated using the historical highest individual federal marginal income tax rates during the period covered by the table above and do not reflect the impact of state and local taxes. Actual after-tax returns depend on an investor's tax situation and may differ from those shown. After-tax returns shown are not relevant to investors who hold their Shares through tax-deferred arrangements such as an individual retirement account ("IRA") or other tax-advantaged accounts. In certain cases, the figure representing "Return After Taxes on Distributions and Sale of Shares" may be higher than the other return figures for the same period. A higher after-tax return results when a capital loss occurs upon redemption and provides an assumed tax deduction that benefits the investor.

Portfolio Management

Adviser	Defiance ETFs, LLC
Sub-Adviser	Penserra Capital Management LLC ("Penserra" or the "Sub-Adviser")
Portfolio Managers	Dustin Lewellyn, CFA, Managing Director of Penserra; Ernesto Tong, CFA, Managing Director of Penserra; and Anand Desai, Associate of Penserra have been portfolio managers of the Fund since its inception in June 2021.

Purchase and Sale of Shares

Shares are listed on the Exchange, and individual Shares may only be bought and sold in the secondary market through brokers at market prices, rather than NAV. Because Shares trade at market prices rather than NAV, Shares may trade at a price greater than NAV (premium) or less than NAV (discount).

The Fund issues and redeems Shares at NAV only in large blocks known as "Creation Units," which only APs (typically, broker-dealers) may purchase or redeem. The Fund generally issues and redeems Creation Units in exchange for a portfolio of securities and/or a designated amount of U.S. cash.

Investors may incur costs attributable to the difference between the highest price a buyer is willing to pay to purchase Shares (bid) and the lowest price a seller is willing to accept for Shares (ask) when buying or selling Shares in the secondary market (the "bid-ask spread"). Recent information about the Fund, including its NAV, market price, premiums and discounts, and bid-ask spreads is available on the Fund's website at www.defianceetfs.com.

Tax Information

Fund distributions are generally taxable as ordinary income, qualified dividend income, or capital gains (or a combination), unless your investment is in an individual retirement account (“IRA”) or other tax-advantaged account. Distributions on investments made through tax-deferred arrangements may be taxed later upon withdrawal of assets from those accounts.

Financial Intermediary Compensation

If you purchase Shares through a broker-dealer or other financial intermediary (such as a bank) (an “Intermediary”), the Fund’s investment adviser, sub-adviser or their affiliates may pay Intermediaries for certain activities related to the Fund, including participation in activities that are designed to make Intermediaries more knowledgeable about exchange traded products, including the Fund, or for other activities, such as marketing, educational training or other initiatives related to the sale or promotion of Shares. These payments may create a conflict of interest by influencing the Intermediary and your salesperson to recommend the Fund over another investment. Any such arrangements do not result in increased Fund expenses. Ask your salesperson or visit the Intermediary’s website for more information.

ADDITIONAL INFORMATION ABOUT THE INDEXES

Each Index is calculated by an independent third-party calculation agent that is not affiliated with the applicable Fund or its Adviser, Sub-Adviser, distributor, Index Provider, or any of their affiliates. Each Fund's Index Provider is not affiliated with the Funds' Adviser, Sub-Adviser, administrator, or distributor. Each Index was created for the purpose of being licensed for use by the applicable Fund.

BlueStar Quantum Computing and Machine Learning Index

The BlueStar Quantum Computing and Machine Learning Index consists of a modified equal-weighted portfolio of the stock of companies that derive at least 50% of their annual revenue or operating activity from the development of quantum computing and machine learning technology. "Quantum computing" refers to hardware and software designed to take advantage of extremely fast computers that leverage the field of quantum mechanics, a branch of physics dealing with particles and the complexities in which they naturally behave. Quantum computers are capable of processing multiple pieces of information at the smallest particle level, as opposed to traditional computers, whose smallest unit of data (a "bit") can only be a zero or a one. "Machine learning" refers to technologies that enable a computer to "learn" from data it has processed to incorporate different assumptions or past experience into future computations or analyses.

In determining the companies included in the Index at the time of each rebalance and reconstitution of the Index, the largest eligible companies by market capitalization are included until 98.5% of the market capitalization of such eligible companies is included in the Index, plus any companies already included in the Index whose market capitalization is in the top 99.5% of the market capitalization of eligible companies. In addition, all companies that meet the Index's eligibility requirements and have at least 50% of their annual revenue or operating activity from quantum computing-related products or activities will be selected. If such rules result in fewer than 70 Index components, the largest remaining eligible companies are selected until the number of components reaches 70.

BlueStar Global Hotels, Airlines, and Cruises Index

Companies listed on the following exchanges are not eligible for inclusion in the Index: Bahrain, China (domestic market), India, Kuwait, Oman, Qatar, Saudi Arabia, United Arab Emirates, Russia, Turkey, Vietnam, or South American or Central American exchanges.

At the time of each semi-annual reconstitution of the Index, Travel Companies meeting the Investibility Requirements are added to the Index based on their free-float market capitalization (from largest to smallest) until their aggregate free-float market capitalization is at least 95% of the free-float market capitalization of all Travel Companies meeting the Investibility Requirements with at least 25 Travel Companies. If such rules result in fewer than 25 Index components, the largest remaining eligible companies are selected until the number of components reaches 25.

Companies included in the Index may earn a substantial portion of the revenue from a country or countries other than the country in which such company's shares are listed.

ADDITIONAL INFORMATION ABOUT THE FUNDS

Investment Objectives

Each Fund's investment objective has been adopted as a non-fundamental investment policy and may be changed without shareholder approval upon written notice to shareholders.

Principal Investment Risks

This section provides additional information regarding the principal risks described in each Fund Summary. As in each Fund Summary, the principal risks below are presented in alphabetical order to facilitate finding particular risks and comparing them with other funds. Each risk described below is considered a "principal risk" of investing in the applicable Fund, regardless of the order in which it appears. Each of the factors below could have a negative impact on the applicable Fund's performance and trading prices.

- **5G Investment Risk** (*Connectivity ETF only*). Companies across a wide variety of industries, primarily in the technology sector, are exploring the possible applications of 5G technologies. The extent of such technologies' versatility has not yet been fully explored. Consequently, the Fund's holdings may include equity securities of operating companies that focus on or have exposure to a wide variety of industries, and the economic fortunes of certain companies held by the Fund may not be significantly tied to such technologies. Currently, there are few public companies for which 5G technologies represent an attributable and significant revenue or profit stream, and such technologies may not ultimately have a material effect on the economic returns of companies in which the Fund invests.
- **Capital Controls and Sanctions Risk** (*Quantum ETF, Connectivity ETF, and Travel ETF only*). Economic conditions, such as volatile currency exchange rates and interest rates, political events, military action and other conditions, may, without prior warning, lead to government intervention (including intervention by the U.S. government with respect to foreign governments, economic sectors, foreign companies and related securities and interests) and the imposition of capital controls and/or sanctions, which may also include retaliatory actions of one government against another government, such as seizure of assets. Capital

controls and/or sanctions include the prohibition of, or restrictions on, the ability to transfer currency, securities or other assets. Levies may be placed on profits repatriated by foreign entities (such as the Fund). Capital controls and/or sanctions may also impact the ability of the Fund to buy, sell or otherwise transfer securities or currency, negatively impact the value and/or liquidity of such instruments, adversely affect the trading market and price for Shares, and cause the Fund to decline in value.

- **Concentration Risk** (*Quantum ETF and Connectivity ETF only*). The Fund's investments will be concentrated in an industry or group of industries to the extent that the Index is so concentrated. In such event, the value of the Shares may rise and fall more than the value of shares of a fund that invests in securities of companies in a broader range of industries.
- **Concentration in Hydrogen and Fuel Cell Companies Risk** (*Next Gen H2 ETF only*). The Fund's investments will be concentrated in an industry or group of industries to the extent that the Index is so concentrated. In such event, the value of the Shares may rise and fall more than the value of shares of a fund that invests in securities of companies in a broader range of industries. The Index is expected to be concentrated in hydrogen and fuel cell companies. Such companies may depend largely on the availability of hydrogen gas, and an insufficient supply of hydrogen could negatively affect their sales and the deployment of their products and services. They may also be dependent on certain third-party key suppliers for components in their products, and any decline in availability of such components or increase in their cost could negatively affect the profitability of such companies. These companies may also be dependent on a small number of customers for a significant portion of their business, and their business may require significant capital to continue operating or expand, which may create additional risks.

Hydrogen and fuel cell companies are also subject to risks related to the obsolescence of existing technology, short product cycles, falling prices and profits, competition from new market entrants, and general economic conditions that significantly affect the hydrogen, fuel cell, and overall clean energy industry. In addition, intense competition and legislation resulting in more strict government regulations and enforcement policies and specific expenditures for cleanup efforts can affect this industry. Risks associated with hazardous materials, fluctuations in energy prices and supply and demand of alternative energy fuels, energy conservation, the success of exploration projects and tax and other government regulations can also significantly affect this industry. Also, supply of, and demand for, specific products or services, the supply of, and demand for, oil and gas, the price of oil and gas, production spending, government regulation, world events and economic conditions may affect the industry. Shares in the companies involved in this industry may be significantly more volatile than shares of companies operating in other, more established industries. Currently, certain methods used to value hydrogen and fuel cell companies, particularly those companies that have not yet traded profitably, have not been in widespread use for a significant period of time. As a result, the use of these valuation methods may serve to increase further the volatility of the share prices of these companies.

- **Concentration in Travel Companies Risk** (*Travel ETF only*). The Fund's investments will be concentrated in an industry or group of industries to the extent that the Index is so concentrated. In such event, the value of the Shares may rise and fall more than the value of shares of a fund that invests in securities of companies in a broader range of industries. Travel Companies may be adversely affected by a downturn in economic conditions that can result in decreased demand for leisure and business travel. Due to the discretionary nature of business and leisure travel spending, Travel Company revenues are heavily influenced by the condition of the U.S. and foreign economies. Travel Companies may also be significantly affected by changes in labor relations and insurance costs. Travel Companies in the airline and cruise industries may also be significantly affected by changes in fuel prices, which may be very volatile and may not be able to be passed on to customers by increasing fares. Airline companies may also be highly dependent on aircraft or related equipment from a small number of suppliers, and consequently, issues affecting the availability, reliability, safety, or longevity of such aircraft or equipment (*e.g.*, the inability of a supplier to meet aircraft demand or the grounding of an aircraft due to safety concerns) may have a significant effect on the operations and profitability of airline companies. Companies in the hotel and lodging industry, as well as the cruise industry, are subject to various risks that may cause significant losses, which includes risks related to uncertainty in travel (due to global, regional or local events), guest safety, security, and privacy, changing consumer demands, shortages of experienced personnel, consumer perception of risk (for example, due to terrorist attacks, pandemics, and political or social violence), and changing or increased regulations.

Beginning in the first quarter of 2020, financial markets in the United States and around the world experienced extreme and, in many cases, unprecedented volatility and severe losses due to the global pandemic caused by COVID-19, a novel coronavirus. The pandemic has resulted in a wide range of social and economic disruptions, including closed borders and reduced or prohibited domestic or international travel. Some sectors of the economy and individual issuers, including Travel Companies, have experienced particularly large losses. Such disruptions may continue for an extended period of time or reoccur in the future to a similar or greater extent.

In addition, the Russian invasion of Ukraine and the resulting Russian sanctions by Western countries, including the United States, Canada, European Union, Japan, United Kingdom, and others, as well as retaliatory measures by Russia, may have a significant impact on Travel Companies. Bans on oil and energy imports from Russia, as well as commitments to phase out such imports in the near future, by certain Western countries may increase the costs of travel, including jet fuel, gasoline and fuel used by cruise liners. In addition, certain Western nations have closed their airspace and ports to all Russian aircraft and shipping vessels, respectively. Also, Western companies have issued a recall of aircraft leased to Russian airlines and, in certain cases, have seized such aircraft located in Western airports. In response, Russia has closed its airspace and ports to certain Western aircraft and shipping vessels, and Russia has seized certain leased aircraft and equipment located in Russia. These actions may

lead to higher ticket prices, flight and cruise cancellations, longer routes, fewer diversion airports (*i.e.*, airports along a route where a plane can land safely if it is diverted), a decreased demand for travel, and the permanent loss of property for Western companies that leased aircraft to Russian airlines. Increased costs and reduced supply of certain metals exported from Russia, such as titanium, may also slow the production of aircraft and engines, making it more difficult for airline companies to increase passenger capacity and repair or upgrade their aircraft. These and any related events could significantly and adversely affect the Fund's performance and the value of an investment in the Fund.

- **Currency Exchange Rate Risk** (*Quantum ETF, Next Gen H2 ETF, and Travel ETF only*). Changes in currency exchange rates and the relative value of non-U.S. currencies will affect the value of a Fund's investments and the value of your Shares. Because a Fund's NAV is determined on the basis of U.S. dollars, the U.S. dollar value of your investment in a Fund may go down if the value of the local currency of the non-U.S. markets in which a Fund invests depreciates against the U.S. dollar. This is true even if the local currency value of securities in a Fund's holdings goes up. Conversely, the dollar value of your investment in a Fund may go up if the value of the local currency appreciates against the U.S. dollar. The value of the U.S. dollar measured against other currencies is influenced by a variety of factors. These factors include: national debt levels and trade deficits, changes in balances of payments and trade, domestic and foreign interest and inflation rates, global or regional political, economic or financial events, monetary policies of governments, actual or potential government intervention, and global energy prices. Political instability, the possibility of government intervention and restrictive or opaque business and investment policies may also reduce the value of a country's currency. Government monetary policies and the buying or selling of currency by a country's government may also influence exchange rates. Currency exchange rates can be very volatile and can change quickly and unpredictably. As a result, the value of an investment in a Fund may change quickly and without warning, and you may lose money.
- **Depository Receipt Risk** (*Quantum ETF and Connectivity ETF only*). Each Fund may hold the securities of non-U.S. companies in the form of American Depositary Receipts ("ADRs") and Global Depositary Receipts ("GDRs"). ADRs are negotiable certificates issued by a U.S. financial institution that represent a specified number of shares in a foreign stock and trade on a U.S. national securities exchange, such as the New York Stock Exchange. Sponsored ADRs are issued with the support of the issuer of the foreign stock underlying the ADRs and carry all of the rights of common shares, including voting rights. GDRs are similar to ADRs but may be issued in bearer form and are typically offered for sale globally and held by a foreign branch of an international bank. The underlying issuers of certain depository receipts, particularly unsponsored or unregistered depository receipts, are under no obligation to distribute shareholder communications to the holders of such receipts, or to pass through to them any voting rights with respect to the deposited securities. Issuers of unsponsored depository receipts are not contractually obligated to disclose material information in the U.S. and, therefore, such information may not correlate to the market value of the unsponsored depository receipt. The underlying securities of the ADRs and GDRs in a Fund's portfolio are usually denominated or quoted in currencies other than the U.S. Dollar. As a result, changes in foreign currency exchange rates may affect the value of a Fund's portfolio. In addition, because the underlying securities of ADRs and GDRs trade on foreign exchanges at times when the U.S. markets are not open for trading, the value of the securities underlying the ADRs and GDRs may change materially at times when the U.S. markets are not open for trading, regardless of whether there is an active U.S. market for Shares.
- **Emerging Markets Risk** (*Quantum ETF, Next Gen H2 ETF, and Travel ETF only*). Investments in securities and instruments traded in developing or emerging markets, or that provide exposure to such securities or markets, can involve additional risks relating to political, economic, or regulatory conditions not associated with investments in U.S. securities and instruments. For example, developing and emerging markets may be subject to (i) greater market volatility, (ii) lower trading volume and liquidity, (iii) greater social, political and economic uncertainty, (iv) governmental controls on foreign investments and limitations on repatriation of invested capital, (v) lower disclosure, corporate governance, auditing and financial reporting standards, (vi) fewer protections of property rights, (vii) restrictions on the transfer of securities or currency, and (viii) settlement and trading practices that differ from those in U.S. markets. Each of these factors may impact the ability of a Fund to buy, sell or otherwise transfer securities, adversely affect the trading market and price for Shares and cause a Fund to decline in value. Additionally, limitations on the availability of financial and business information about companies in emerging markets may affect the Index Provider's ability to accurately determine the companies meeting the Index's criteria.
- **Emerging Technologies Investment Risk** (*Quantum ETF and Connectivity ETF only*). Each Fund invests primarily to gain exposure to emerging technologies, such as 5G technologies and quantum computing, in accordance with the Fund's Index. Companies across a wide variety of industries, primarily in the technology sector, are exploring the possible applications of these technologies. The extent of such technologies' versatility has not yet been fully explored. Consequently, each Fund's holdings may include equity securities of operating companies that focus on or have exposure to a wide variety of industries, and the economic fortunes of certain companies held by the Fund may not be significantly tied to such technologies. Currently, there are few public companies for which these emerging technologies represent an attributable and significant revenue or profit stream, and such technologies may not ultimately have a material effect on the economic returns of companies in which a Fund invests.
- **Equity Market Risk**. Common stocks are susceptible to general stock market fluctuations and to volatile increases and decreases in value as market confidence in and perceptions of their issuers change. These investor perceptions are based on various and unpredictable factors including: expectations regarding government, economic, monetary and fiscal policies; inflation and interest rates; economic expansion or contraction; local, regional or global events such as acts of terrorism or war, including Russia's

invasion of Ukraine; and global or regional political, economic, public health, and banking crises. If you held common stock, or common stock equivalents, of any given issuer, you would generally be exposed to greater risk than if you held preferred stocks and debt obligations of the issuer because common stockholders, or holders of equivalent interests, generally have inferior rights to receive payments from issuers in comparison with the rights of preferred stockholders, bondholders, and other creditors of such issuers.

Beginning in the first quarter of 2020, financial markets in the United States and around the world experienced extreme and, in many cases, unprecedented volatility and severe losses due to the global pandemic caused by COVID-19, a novel coronavirus. The pandemic resulted in a wide range of social and economic disruptions, including closed borders, voluntary or compelled quarantines of large populations, stressed healthcare systems, reduced or prohibited domestic or international travel, and supply chain disruptions affecting the United States and many other countries. Some sectors of the economy and individual issuers have experienced particularly large losses as a result of these disruptions, and such disruptions may continue for an extended period of time or reoccur in the future to a similar or greater extent. In response, the U.S. government and the Federal Reserve have taken extraordinary actions to support the domestic economy and financial markets. Many countries, including the U.S., are subject to few restrictions related to the spread of COVID-19. It is unknown how long circumstances related to the pandemic will persist, whether they will reoccur in the future, whether efforts to support the economy and financial markets will be successful, and what additional implications may follow from the pandemic. The impact of these events and other epidemics or pandemics in the future could adversely affect Fund performance.

- **ETF Risks.** Each Fund is an ETF, and, as a result of an ETF's structure, it is exposed to the following risks:
 - *Authorized Participants, Market Makers, and Liquidity Providers Concentration Risk.* Each Fund has a limited number of financial institutions that may act as APs. In addition, there may be a limited number of market makers and/or liquidity providers in the marketplace. To the extent either of the following events occur, Shares may trade at a material discount to NAV and possibly face delisting: (i) APs exit the business or otherwise become unable to process creation and/or redemption orders and no other APs step forward to perform these services, or (ii) market makers and/or liquidity providers exit the business or significantly reduce their business activities and no other entities step forward to perform their functions.
 - *Costs of Buying or Selling Shares.* Investors buying or selling Shares in the secondary market will pay brokerage commissions or other charges imposed by brokers, as determined by that broker. Brokerage commissions are often a fixed amount and may be a significant proportional cost for investors seeking to buy or sell relatively small amounts of Shares. In addition, secondary market investors will also incur the cost of the difference between the price at which an investor is willing to buy Shares (the "bid" price) and the price at which an investor is willing to sell Shares (the "ask" price). This difference in bid and ask prices is often referred to as the "spread" or "bid/ask spread." The bid/ask spread varies over time for Shares based on trading volume and market liquidity, and is generally lower if Shares have more trading volume and market liquidity and higher if Shares have little trading volume and market liquidity. Further, a relatively small investor base in a Fund, asset swings in a Fund and/or increased market volatility may cause increased bid/ask spreads. Due to the costs of buying or selling Shares, including bid/ask spreads, frequent trading of Shares may significantly reduce investment results and an investment in Shares may not be advisable for investors who anticipate regularly making small investments.
 - *Shares May Trade at Prices Other Than NAV.* As with all ETFs, Shares may be bought and sold in the secondary market at market prices. Although it is expected that the market price of the Shares will approximate a Fund's NAV, there may be times when the market price and the NAV vary significantly, including due to supply and demand of a Fund's Shares and/or during periods of market volatility. Thus, you may pay more (or less) than NAV intra-day when you buy Shares in the secondary market, and you may receive more (or less) than NAV when you sell those Shares in the secondary market. This risk is heightened in times of market volatility, periods of steep market declines, and periods when there is limited trading activity for Shares in the secondary market, in which case such premiums or discounts may be significant. To the extent securities held by a Fund may trade on foreign exchanges that are closed when the Fund's primary listing exchange is open, such Fund is likely to experience premiums and discounts greater than those of domestic ETFs.
 - *Trading.* Although Shares are listed for trading on the applicable Exchange and may be listed or traded on U.S. and non-U.S. stock exchanges other than the Exchange, there can be no assurance that an active trading market for such Shares will develop or be maintained. Trading in Shares may be halted due to market conditions or for reasons that, in the view of the Exchange, make trading in Shares inadvisable. In addition, trading in Shares on the Exchange is subject to trading halts caused by extraordinary market volatility pursuant to Exchange "circuit breaker" rules, which temporarily halt trading on the Exchange when a decline in the S&P 500 Index during a single day reaches certain thresholds (e.g., 7%, 13%, and 20%). Additional rules applicable to the Exchange may halt trading in Shares when extraordinary volatility causes sudden, significant swings in the market price of Shares. There can be no assurance that Shares will trade with any volume, or at all, on any stock exchange. In stressed market conditions, the liquidity of Shares may begin to mirror the liquidity of a Fund's underlying portfolio holdings, which can be significantly less liquid than Shares.
- **Foreign Securities Risk.** Investments in non-U.S. securities involve certain risks that may not be present with investments in U.S. securities. For example, investments in non-U.S. securities may be subject to risk of loss due to foreign currency fluctuations or to

political or economic instability. There may be less information publicly available about a non-U.S. issuer than a U.S. issuer. Non-U.S. issuers may be subject to different accounting, auditing, financial reporting and investor protection standards than U.S. issuers. Investments in non-U.S. securities may be subject to withholding or other taxes and may be subject to additional trading, settlement, custodial, and operational risks. With respect to certain countries, there is the possibility of government intervention and expropriation or nationalization of assets. Because legal systems differ, there is also the possibility that it will be difficult to obtain or enforce legal judgments in certain countries. Since foreign exchanges may be open on days when a Fund does not price its shares, the value of the securities in a Fund's portfolio may change on days when shareholders will not be able to purchase or sell such Fund's shares. Conversely, Shares may trade on days when foreign exchanges are closed. Each of these factors can make investments in a Fund more volatile and potentially less liquid than other types of investments.

- **Geographic Investment Risk** (*Quantum ETF, Next Gen H2 ETF, and Travel ETF only*). To the extent that a Fund's Index invests a significant portion of its assets in the securities of companies of a single country or region, it is more likely to be impacted by events or conditions affecting that country or region. For example, political and economic conditions and changes in regulatory, tax, or economic policy in a country could significantly affect the market in that country and in surrounding or related countries and have a negative impact on a Fund's performance. Currency developments or restrictions, political and social instability, and changing economic conditions have resulted in significant market volatility.
- **Geopolitical Risk** (*Quantum ETF and Travel ETF only*). Some countries and regions in which a Fund invests have experienced security concerns, war or threats of war and aggression, terrorism, economic uncertainty, natural and environmental disasters and/or systemic market dislocations that have led, and in the future may lead, to increased short-term market volatility and may have adverse long-term effects on the U.S. and world economies and markets generally. Such geopolitical and other events may also disrupt securities markets and, during such market disruptions, a Fund's exposure to the other risks described herein will likely increase. Each of the foregoing may negatively impact a Fund's investments.
- **Index Methodology Risk**. An Index may not include all companies around the globe whose products or services are predominantly tied to the theme of the applicable Index because the Index includes only those companies meeting the Index criteria. For example, companies that would otherwise be included in the Index might be excluded from the Index if they omit discussion of their emerging technologies from descriptions of their business in regulatory filings or otherwise keep such work hidden from public (and the Index Provider's) view.
- **Index Provider Risk**. There is no assurance that the Index Provider, or any agents that act on its behalf, will compile the Index accurately, or that the Index will be determined, maintained, constructed, reconstituted, rebalanced, composed, calculated or disseminated accurately. The Adviser relies upon the Index Provider and its agents to compile, determine, maintain, construct, reconstitute, rebalance, compose, calculate (or arrange for an agent to calculate), and disseminate the Index accurately. Any losses or costs associated with errors made by the Index Provider or its agents generally will be borne by the Fund and its shareholders. To correct any such error, the Index Provider or its agents may carry out an unscheduled rebalance of the Index or other modification of Index constituents or weightings. When the Fund in turn rebalances its portfolio, any transaction costs and market exposure arising from such portfolio rebalancing will be borne by the Fund and its shareholders. Unscheduled rebalances also expose the Fund to additional tracking error risk. Errors in respect of the quality, accuracy, and completeness of the data used to compile the Index may occur from time to time and may not be identified and corrected by the Index Provider for a period of time or at all, particularly where the Index is less commonly used as a benchmark by funds or advisors. For example, during a period where the Index contains incorrect constituents, the Fund tracking the Index would have market exposure to such constituents and would be underexposed to the Index's other constituents. Such errors may negatively impact the Fund and its shareholders. The Index Provider and its agents rely on various sources of information to assess the criteria of issuers included in the Index, including information that may be based on assumptions and estimates. Neither the Fund nor the Adviser can offer assurances that the Index's calculation methodology or sources of information will provide an accurate assessment of included issuers.
- **Market Capitalization Risk**.
 - *Large-Capitalization Investing*. The securities of large-capitalization companies may be relatively mature compared to smaller companies and therefore subject to slower growth during times of economic expansion. Large-capitalization companies may also be unable to respond quickly to new competitive challenges, such as changes in technology and consumer tastes.
 - *Mid-Capitalization Investing*. The securities of mid-capitalization companies may be more vulnerable to adverse issuer, market, political, or economic developments than securities of large-capitalization companies. The securities of mid-capitalization companies generally trade in lower volumes and are subject to greater and more unpredictable price changes than large capitalization stocks or the stock market as a whole. Some medium capitalization companies have limited product lines, markets, financial resources, and management personnel and tend to concentrate on fewer geographical markets relative to large-capitalization companies.
 - *Small-Capitalization Investing*. The securities of small-capitalization companies may be more vulnerable to adverse issuer, market, political, or economic developments than securities of larger-capitalization companies. The securities of small-capitalization companies generally trade in lower volumes and are subject to greater and more unpredictable price changes

than larger capitalization stocks or the stock market as a whole. Some small capitalization companies have limited product lines, markets, and financial and managerial resources and tend to concentrate on fewer geographical markets relative to larger capitalization companies. There is typically less publicly available information concerning smaller-capitalization companies than for larger, more established companies. Small-capitalization companies also may be particularly sensitive to changes in interest rates, government regulation, borrowing costs and earnings.

- **Non-Diversification Risk** (*Next Gen H2 ETF and Travel ETF only*). Each Fund is considered to be non-diversified, which means that it may invest more of its assets in the securities of a single issuer or a smaller number of issuers than if it were a diversified fund. As a result, a Fund may be more exposed to the risks associated with and developments affecting an individual issuer or a smaller number of issuers than a fund that invests more widely. This may increase a Fund's volatility and cause the performance of a relatively smaller number of issuers to have a greater impact on such Fund's performance. However, the Fund intends to satisfy the asset diversification requirements for qualifying as a RIC under Subchapter M of the Code.
- **Passive Investment Risk**. Each Fund invests in the securities included in, or representative of, its Index regardless of their investment merit. Each Fund does not attempt to outperform its Index or take defensive positions in declining markets. As a result, a Fund's performance may be adversely affected by a general decline in the market segments relating to its Index. The returns from the types of securities in which a Fund invests may underperform returns from the various general securities markets or different asset classes. This may cause a Fund to underperform other investment vehicles that invest in different asset classes. Different types of securities (for example, large-, mid- and small-capitalization stocks) tend to go through cycles of doing better – or worse – than the general securities markets. In the past, these periods have lasted for as long as several years.
- **Quantum Computing and Machine Learning Investment Risk** (*Quantum ETF only*). Companies across a wide variety of industries, primarily in the technology sector, are exploring the possible applications of quantum computing and machine learning technologies. The extent of such technologies' versatility has not yet been fully explored. Consequently, the Fund's holdings may include equity securities of operating companies that focus on or have exposure to a wide variety of industries, and the economic fortunes of certain companies held by the Fund may not be significantly tied to such technologies. Currently, there are few public companies for which quantum computing and machine learning technologies represent an attributable and significant revenue or profit stream, and such technologies may not ultimately have a material effect on the economic returns of companies in which the Fund invests.
- **REIT Investment Risk** (*Connectivity ETF only*). Investments in REITs involve unique risks. REITs may have limited financial resources, may trade less frequently and in limited volume, and may be more volatile than other securities. In addition, to the extent the Fund holds interests in REITs, it is expected that investors in the Fund will bear two layers of asset-based management fees and expenses (directly at the Fund level and indirectly at the REIT level). The risks of investing in REITs include certain risks associated with the direct ownership of real estate and the real estate industry in general. These include risks related to general, regional and local economic conditions; fluctuations in interest rates and property tax rates; shifts in zoning laws, environmental regulations and other governmental action such as the exercise of eminent domain; cash flow dependency; increased operating expenses; lack of availability of mortgage funds; losses due to natural disasters; overbuilding; losses due to casualty or condemnation; changes in property values and rental rates; and other factors.

In addition to these risks, residential/diversified REITs and commercial equity REITs may be affected by changes in the value of the underlying property owned by the trusts, while mortgage REITs may be affected by the quality of any credit extended. Further, REITs are dependent upon management skills and generally may not be diversified. REITs are also subject to heavy cash flow dependency, defaults by borrowers and self-liquidation. In addition, REITs could possibly fail to qualify for the beneficial tax treatment available to REITs under the Code, or to maintain their exemptions from registration under the Investment Company Act of 1940, as amended (the "1940 Act"). The Fund expects that dividends received from a REIT and distributed to Fund shareholders generally will be taxable to the shareholder as ordinary income. The above factors may also adversely affect a borrower's or a lessee's ability to meet its obligations to the REIT. In the event of a default by a borrower or lessee, the REIT may experience delays in enforcing its rights as a mortgagee or lessor and may incur substantial costs associated with protecting investments.

- **Sector Risk**. To the extent a Fund invests more heavily in particular sectors of the economy, its performance will be especially sensitive to developments that significantly affect those sectors.
 - **Communications Services Sector Risk** (*Connectivity ETF only*). The Fund is generally expected to invest significantly in companies in the communications services sector, and therefore the performance of the Fund could be negatively impacted by events affecting this sector. Communications services companies are subject to extensive government regulation. The costs of complying with governmental regulations, delays or failure to receive required regulatory approvals, or the enactment of new adverse regulatory requirements may adversely affect the business of such companies. Companies in the communications services sector can also be significantly affected by intense competition, including competition with alternative technologies such as wireless communications (including with 5G and other technologies), product compatibility, consumer preferences, rapid product obsolescence, and research and development of new products. Technological innovations may make the products and services of such companies obsolete.

- *Consumer Discretionary Sector Risk (Travel ETF only)*. The success of consumer product manufacturers and retailers is tied closely to the performance of domestic and international economies, interest rates, exchange rates, competition, consumer confidence, changes in demographics and consumer preferences. Companies in the consumer discretionary sector depend heavily on disposable household income and consumer spending, and such companies may be strongly affected by social trends and marketing campaigns. These companies may be subject to severe competition, which may have an adverse impact on their profitability.
- *Industrial Sector Risk (Next Gen H2 ETF and Travel ETF only)*. The industrial sector can be significantly affected by, among other things, worldwide economic growth, supply and demand for specific products and services, rapid technological developments, international political and economic developments, environmental issues, tariffs and trade barriers, and tax and governmental regulatory policies. As the demand for, or prices of, industrials increase, the value of the Fund's investments generally would be expected to also increase. Conversely, declines in the demand for, or prices of, industrials generally would be expected to contribute to declines in the value of such securities. Such declines may occur quickly and without warning and may negatively impact the value of the Fund and your investment.
- *Information Technology Sector Risk (Quantum ETF and Connectivity ETF only)*. A Fund is generally expected to invest significantly in companies in the information technology sector, and therefore the performance of a Fund could be negatively impacted by events affecting this sector. Market or economic factors impacting information technology companies and companies that rely heavily on technological advances could have a significant effect on the value of the Fund's investments. The value of stocks of information technology companies and companies that rely heavily on technology is particularly vulnerable to rapid changes in technology product cycles, rapid product obsolescence, government regulation and competition, both domestically and internationally, including competition from foreign competitors with lower production costs. Stocks of information technology companies and companies that rely heavily on technology, especially those of smaller, less-seasoned companies, tend to be more volatile than the overall market. Information technology companies are heavily dependent on patent and intellectual property rights, the loss or impairment of which may adversely affect profitability. Additionally, companies in the technology sector may face dramatic and often unpredictable changes in growth rates and competition for the services of qualified personnel.

Information technology companies and companies that rely heavily on technology may also be prone to operational and information security risks resulting from cyber-attacks and/or technological malfunctions. Cyber-attacks include, among others, stealing or corrupting data maintained online or digitally, preventing legitimate users from accessing information or services on a website, releasing confidential information without authorization, and causing operational disruption. In general, cyber-attacks are deliberate, but unintentional events may have similar effects. Successful cyber-attacks against, or security breakdowns of, a company included in the Index may result in material adverse consequences for such company, as well as other companies included in the Index, and may cause a Fund's investments to lose value.

- **Securities Lending Risk**. There are certain risks associated with securities lending, including the risk that the borrower may fail to return the securities on a timely basis or even the loss of rights in the collateral deposited by the borrower, if the borrower should fail financially. As a result, the Fund may lose money. The Fund could also lose money in the event of a decline in the value of collateral provided for loaned securities or a decline in the value of any investments made with cash collateral. These events could also trigger adverse tax consequences for the Fund.
- **Tax Risk (Next Gen H2 ETF only)**. To qualify for the favorable tax treatment generally available to RICs, the Fund must satisfy certain diversification requirements. In particular, among other requirements, at the end of each quarter of the Fund's taxable year, the Fund's assets must be diversified so that at least 50% of the value of the Fund's total assets is represented by cash and cash items, U.S. government securities, securities of other RICs, and other securities, with such other securities limited, in respect to any one issuer, to an amount not greater in value than 5% of the value of the Fund's total assets and to not more than 10% of the outstanding voting securities of such issuer, including the equity securities of a qualified publicly traded partnership. Given the concentration of the Index in a relatively small number of securities, it may not always be possible for the Fund to fully implement a replication strategy or a representative sampling strategy while satisfying these diversification requirements. The Fund's efforts to satisfy the diversification requirements may affect the Fund's execution of its investment strategy and may cause the Fund's return to deviate from that of the Index, and the Fund's efforts to replicate or represent the Index may cause it inadvertently to fail to satisfy the diversification requirements. If the Fund were to fail to satisfy the diversification requirements, it could incur penalty taxes and be forced to dispose of certain assets, or it could fail to qualify as a RIC. If the Fund were to fail to qualify as a RIC, it would be taxed in the same manner as an ordinary corporation, and distributions to its shareholders would not be deductible by the Fund in computing its taxable income.
- **Tracking Error Risk**. As with all index funds, the performance of each Fund and its respective Index may differ from each other for a variety of reasons. For example, the Funds incur operating expenses and portfolio transaction costs not incurred by an Index. In addition, the Funds may not be fully invested in the securities of their respective Index at all times or may hold securities not included in the Index. A Fund may use a representative sampling strategy to achieve its investment objective, if the Fund's Sub-Adviser believes it is in the best interest of the Fund, which generally can be expected to produce a greater non-correlation risk.

PORTFOLIO HOLDINGS INFORMATION

Information about the Funds' daily portfolio holdings is available at www.defianceetfs.com. A description of the Funds' policies and procedures with respect to the disclosure of the Funds' portfolio holdings is available in the Funds' Statement of Additional Information ("SAI").

MANAGEMENT

Investment Adviser

Defiance ETFs, LLC serves as the investment adviser and has overall responsibility for the general management and administration of the Funds. The Adviser is located at 78 SW 7th Street, 9th Floor, Miami, Florida, 33130, and is an SEC-registered investment adviser. The Adviser was founded in 2018 and arranges for sub-advisory, transfer agency, custody, fund administration, and all other related services necessary for the Funds to operate. The Adviser provides investment advisory services to ETFs, including the Funds.

The Adviser provides oversight of the Funds' Sub-Adviser, monitoring of the Sub-Adviser's buying and selling of securities for the Funds, and review of the Sub-Adviser's performance.

For the services it provides to the Funds, each Fund pays the Adviser a unified management fee, which is calculated daily and paid monthly, at an annual rate based on the applicable Fund's average daily net assets as set forth in the table below.

Name of Fund	Management Fee
Quantum ETF	0.40%
Connectivity ETF	0.30%
Next Gen H2 ETF	0.30%
Travel ETF	0.45%

Under the Investment Advisory Agreement (the "Advisory Agreement"), the Adviser has agreed to pay all expenses of the Funds, except for interest charges on any borrowings, dividends and other expenses on securities sold short, taxes, brokerage commissions and other expenses incurred in placing orders for the purchase and sale of securities and other investment instruments, acquired fund fees and expenses, accrued deferred tax liability, extraordinary expenses, distribution fees and expenses paid by the Funds under any distribution plan adopted pursuant to Rule 12b-1 under the 1940 Act, and the unified management fee payable to the Adviser. The Adviser, in turn, compensates the Sub-Adviser from the management fee it receives.

The basis for the Board of Trustees' approval of the Advisory Agreement for the Quantum ETF and the Connectivity ETF is available in the Funds' [Semi-Annual Report](#) to Shareholders for the period ended June 30, 2022. The basis for the Board of Trustees' approval of the Advisory Agreement for the Next Gen H2 ETF and the Travel ETF is available in the Funds' [Semi-Annual Report](#) to Shareholders for the period ended June 30, 2021.

Sub-Adviser

The Adviser has retained Penserra Capital Management LLC to serve as sub-adviser for the Funds. The Sub-Adviser is responsible for the day-to-day management of the Funds. The Sub-Adviser is a registered investment adviser and New York limited liability company whose principal office is located at 4 Orinda Way, Suite 100-A, Orinda, California 94563. The Sub-Adviser provides investment management services to investment companies and other investment advisers. The Sub-Adviser is responsible for trading portfolio securities for the Funds, including selecting broker-dealers to execute purchase and sale transactions or in connection with any rebalancing or reconstitution of the Index, subject to the supervision of the Adviser and the Board.

For its services, the Sub-Adviser is paid a fee by the Adviser, which fee is calculated daily and paid monthly, at an annual rate based on the aggregate average daily net assets for each fund advised by the Adviser, including the Funds, and for which the Sub-Adviser serves as sub-adviser, as follows: 0.05% on the first \$500 million in aggregate net assets; 0.04% on the next \$500 million in aggregate net assets; 0.03% on the next \$1 billion in aggregate net assets; and 0.02% on aggregate net assets in excess of \$2 billion.

The basis for the Board of Trustees' approval of the Sub-Advisory Agreement for the Quantum ETF, the Connectivity ETF, and the Next Gen H2 ETF is available in the Funds' [Semi-Annual Report](#) to Shareholders for the period ended June 30, 2022. The basis for the Board of Trustees' approval of the Sub-Advisory Agreement for the Travel ETF is available in the Fund's [Semi-Annual Report](#) to Shareholders for the period ended June 30, 2021.

Portfolio Managers

The Funds are managed by Penserra's portfolio management team. The individual members of the team responsible for the day to day management of the Funds' portfolios are listed below.

Dustin Lewellyn, CFA, Managing Director of the Sub-Adviser, Ernesto Tong, CFA, Managing Director of the Sub-Adviser and Anand Desai, Director of the Sub-Adviser, are the Funds' portfolio managers (the "Portfolio Managers") and are jointly responsible for the day to day management of the Funds. The Portfolio Managers are responsible for various functions related to portfolio

management, including, but not limited to, investing cash inflows, implementing investment strategy, researching and reviewing investment strategy, and overseeing members of their portfolio management team with more limited responsibilities.

Mr. Lewellyn has been a Managing Director with the Sub-Adviser since 2012. He was President and Founder of Golden Gate Investment Consulting LLC from 2011 through 2015. Prior to that, Mr. Lewellyn was a managing director at Charles Schwab Investment Management, Inc. (“CSIM”), which he joined in 2009, and head of portfolio management for Schwab ETFs. Prior to joining CSIM, he worked for two years as director of ETF product management and development at a major financial institution focused on asset and wealth management. Prior to that, he was a portfolio manager for institutional clients at a financial services firm for three years. In addition, he held roles in portfolio accounting and portfolio management at a large asset management firm for more than 6 years.

Mr. Tong has been a Managing Director with the Sub-Adviser since 2015. Prior to joining Penserra, Mr. Tong spent seven years as a vice president at Blackrock, where he was a portfolio manager for a number of the iShares ETFs, and prior to that, he spent two years in the firm’s index research group.

Mr. Desai has been a Director with the Sub-Adviser since 2023 and was a Senior Vice President with the Sub-Adviser since 2021 and was previously an Associate since 2015. Prior to joining Penserra, Mr. Desai spent five years as a portfolio fund accountant at State Street.

The Funds’ SAI provides additional information about the Portfolio Managers’ compensation structure, other accounts managed by the Portfolio Managers, and the Portfolio Managers’ ownership of shares in each Fund.

HOW TO BUY AND SELL SHARES

Each Fund issues and redeems Shares at NAV only in Creation Units. Only APs may acquire Shares directly from a Fund, and only APs may tender their Shares for redemption directly to a Fund, at NAV. APs must be a member or participant of a clearing agency registered with the SEC and must execute a Participant Agreement that has been agreed to by the Distributor (defined below), and that has been accepted by a Fund’s transfer agent, with respect to purchases and redemptions of Creation Units. Once created, Shares trade in the secondary market in quantities less than a Creation Unit.

Most investors buy and sell Shares in secondary market transactions through brokers. Shares are listed for trading on the secondary market on the Exchange and can be bought and sold throughout the trading day like other publicly traded securities.

When buying or selling Shares through a broker, you will incur customary brokerage commissions and charges, and you may pay some or all of the spread between the bid and the offer price in the secondary market on each leg of a round trip (purchase and sale) transaction. In addition, because secondary market transactions occur at market prices, you may pay more than NAV when you buy Shares and receive less than NAV when you sell those Shares.

Book Entry

Shares are held in book-entry form, which means that no stock certificates are issued. The Depository Trust Company (“DTC”) or its nominee is the record owner of all outstanding Shares.

Investors owning Shares are beneficial owners as shown on the records of DTC or its participants. DTC serves as the securities depository for all Shares. DTC’s participants include securities brokers and dealers, banks, trust companies, clearing corporations and other institutions that directly or indirectly maintain a custodial relationship with DTC. As a beneficial owner of Shares, you are not entitled to receive physical delivery of stock certificates or to have Shares registered in your name, and you are not considered a registered owner of Shares. Therefore, to exercise any right as an owner of Shares, you must rely upon the procedures of DTC and its participants. These procedures are the same as those that apply to any other securities that you hold in book entry or “street name” through your brokerage account.

Frequent Purchases and Redemptions of Shares

The Funds impose no restrictions on the frequency of purchases and redemptions of Shares. In determining not to approve a written, established policy, the Board evaluated the risks of market timing activities by Fund shareholders. Purchases and redemptions by APs, who are the only parties that may purchase or redeem Shares directly with a Fund, are an essential part of the ETF process and help keep Share trading prices in line with NAV. As such, the Funds accommodate frequent purchases and redemptions by APs. However, the Board has also determined that frequent purchases and redemptions for cash may increase tracking error and portfolio transaction costs and may lead to the realization of capital gains. To minimize these potential consequences of frequent purchases and redemptions, the Funds employ fair value pricing and may impose transaction fees on purchases and redemptions of Creation Units to cover the custodial and other costs incurred by a Fund in effecting trades. In addition, the Funds and the Adviser reserve the right to reject any purchase order at any time.

Determination of Net Asset Value

Each Fund's NAV is calculated as of the scheduled close of regular trading on the New York Stock Exchange ("NYSE"), generally 4:00 p.m. Eastern time, each day the NYSE is open for business. The NAV for each Fund is calculated by dividing the Fund's net assets by its Shares outstanding.

In calculating its NAV, each Fund generally values its assets on the basis of market quotations, last sale prices, or estimates of value furnished by a pricing service or brokers who make markets in such instruments. In particular, each Fund generally values equity securities traded on any recognized U.S. or non-U.S. exchange at the last sale price or official closing price on the exchange or system on which they are principally traded. If such information is not available for a security held by a Fund or is determined to be unreliable, the security will be valued by the Adviser at fair value pursuant to procedures established by the Adviser and approved by the Board (as described below).

Fair Value Pricing

The Adviser has been designated by the Board as the valuation designee for the Funds pursuant to Rule 2a-5 under the 1940 Act. In its capacity as valuation designee, the Adviser has adopted procedures and methodologies to fair value Fund securities whose market prices are not "readily available" or are deemed to be unreliable. For example, such circumstances may arise when: (i) a security has been de-listed or has had its trading halted or suspended; (ii) a security's primary pricing source is unable or unwilling to provide a price; (iii) a security's primary trading market is closed during regular market hours; or (iv) a security's value is materially affected by events occurring after the close of the security's primary trading market. The Board has appointed the Adviser as each Fund's valuation designee to perform all fair valuations of the Funds' portfolio investments, subject to the Board's oversight. Accordingly, the Adviser has established procedures for its fair valuation of each Fund's portfolio investments. Generally, when fair valuing a security held by a Fund, the Adviser will take into account all reasonably available information that may be relevant to a particular valuation including, but not limited to, fundamental analytical data regarding the issuer, information relating to the issuer's business, recent trades or offers of the security, general and/or specific market conditions and the specific facts giving rise to the need to fair value the security. Fair value determinations are made in good faith and in accordance with the fair value methodologies established by the Adviser. Due to the subjective and variable nature of determining the fair value of a security or other investment, there can be no assurance that the Adviser's fair value will match or closely correlate to any market quotation that subsequently becomes available or the price quoted or published by other sources. In addition, a Fund may not be able to obtain the fair value assigned to the security upon the sale of such security.

Delivery of Shareholder Documents – Householding

Householding is an option available to certain investors of the Funds. Householding is a method of delivery, based on the preference of the individual investor, in which a single copy of certain shareholder documents can be delivered to investors who share the same address, even if their accounts are registered under different names. Householding for the Funds is available through certain broker-dealers. If you are interested in enrolling in householding and receiving a single copy of prospectuses and other shareholder documents, please contact your broker-dealer. If you are currently enrolled in householding and wish to change your householding status, please contact your broker-dealer.

Investments by Registered Investment Companies

Section 12(d)(1) of the 1940 Act restricts investments by registered investment companies in the securities of other investment companies, including Shares. Registered investment companies are permitted to invest in a Fund beyond the limits set forth in section 12(d)(1) subject to certain terms and conditions set forth in Rule 12d1-4 under the 1940 Act, including that such investment companies enter into an agreement with a Fund.

DIVIDENDS, DISTRIBUTIONS, AND TAXES

Dividends and Distributions

Each Fund intends to pay out dividends, if any, and distribute any net realized capital gains to its shareholders at least annually. Each Fund will declare and pay capital gain distributions in cash. Distributions in cash may be reinvested automatically in additional whole Shares only if the broker through whom you purchased Shares makes such option available. Your broker is responsible for distributing the income and capital gain distributions to you.

Taxes

The following discussion is a summary of some important U.S. federal income tax considerations generally applicable to investments in the Funds. Your investment in a Fund may have other tax implications. Please consult your tax advisor about the tax consequences of an investment in Shares, including the possible application of foreign, state, and local tax laws. This summary does not apply to Shares held in an IRA or other tax-qualified plans, which are generally not subject to current tax. Transactions relating to Shares held in such accounts may, however, be taxable at some time in the future. This summary is based on current tax laws, which may change.

Each Fund has elected (or will elect) and intends to continue to qualify each year for treatment as a RIC. If a Fund meets certain minimum distribution requirements, a RIC is not subject to tax at the fund level on income and gains from investments that are timely

distributed to shareholders. However, a Fund's failure to qualify as a RIC or to meet minimum distribution requirements would result (if certain relief provisions were not available) in fund-level taxation and, consequently, a reduction in income available for distribution to shareholders.

Unless your investment in Shares is made through a tax-exempt entity or tax-advantaged account, such as an IRA plan, you need to be aware of the possible tax consequences when a Fund makes distributions, when you sell your Shares listed on the Exchange; and when you purchase or redeem Creation Units (APs only).

Taxes on Distributions

Each Fund intends to distribute, at least annually, substantially all of its net investment income and net capital gains. For federal income tax purposes, distributions of investment income are generally taxable as ordinary income or qualified dividend income. Taxes on distributions of capital gains (if any) are determined by how long a Fund owned the investments that generated them, rather than how long a shareholder has owned his or her Shares. Sales of assets held by a Fund for more than one year generally result in long-term capital gains and losses, and sales of assets held by a Fund for one year or less generally result in short-term capital gains and losses. Distributions of a Fund's net capital gain (the excess of net long-term capital gains over net short-term capital losses) that are reported by such Fund as capital gain dividends ("Capital Gain Dividends") will be taxable as long-term capital gains, which for non-corporate shareholders are subject to tax at reduced rates of up to 20% (lower rates apply to individuals in lower tax brackets). Distributions of short-term capital gain will generally be taxable as ordinary income. Dividends and distributions are generally taxable to you whether you receive them in cash or reinvest them in additional Shares.

Distributions reported by the Funds as "qualified dividend income" are generally taxed to non-corporate shareholders at rates applicable to long-term capital gains, provided holding period and other requirements are met. "Qualified dividend income" generally is income derived from dividends paid by U.S. corporations or certain foreign corporations that are either incorporated in a U.S. possession or eligible for tax benefits under certain U.S. income tax treaties. In addition, dividends that the Funds received in respect of stock of certain foreign corporations may be qualified dividend income if that stock is readily tradable on an established U.S. securities market. Corporate shareholders may be entitled to a dividends received deduction for the portion of dividends they receive from a Fund that are attributable to dividends received by the Fund from U.S. corporations, subject to certain limitations. Dividends received by a Fund from a REIT may be treated as qualified dividend income generally only to the extent so reported by such REIT. A Fund's investment strategy may limit the amount of distributions eligible for treatment as qualified dividend income in the hands of non-corporate shareholders or eligible for the dividends received deduction for corporate shareholders.

Shortly after the close of each calendar year, you will be informed of the amount and character of any distributions received from a Fund.

In general, your distributions are subject to federal income tax for the year in which they are paid. Certain distributions paid in January, however, may be treated as paid on December 31 of the prior year. Distributions are generally taxable even if they are paid from income or gains earned by a Fund before your investment (and thus were included in the Shares' NAV when you purchased your Shares).

You may wish to avoid investing in a Fund shortly before a dividend or other distribution, because such a distribution will generally be taxable even though it may economically represent a return of a portion of your investment.

If you are neither a resident nor a citizen of the United States or if you are a foreign entity, distributions (other than Capital Gain Dividends) paid to you by a Fund will generally be subject to a U.S. withholding tax at the rate of 30%, unless a lower treaty rate applies. Gains from the sale or other disposition of your Shares generally are not subject to U.S. taxation, unless you are a nonresident alien individual who is physically present in the U.S. for 183 days or more per year. A Fund may, under certain circumstances, report all or a portion of a dividend as an "interest-related dividend" or a "short-term capital gain dividend," which would generally be exempt from this 30% U.S. withholding tax, provided certain other requirements are met. Different tax consequences may result if you are a foreign shareholder engaged in a trade or business within the United States or if a tax treaty applies.

Each Fund (or a financial intermediary, such as a broker, through which a shareholder owns Shares) generally is required to withhold and remit to the U.S. Treasury a percentage (currently 24%) of the taxable distributions and sale proceeds paid to any shareholder who fails to properly furnish a correct taxpayer identification number, who has underreported dividend or interest income, or who fails to certify that the shareholder is not subject to such withholding.

Taxes When Shares are Sold on the Exchange

Any capital gain or loss realized upon a sale of Shares generally is treated as a long-term capital gain or loss if Shares have been held for more than one year and as a short-term capital gain or loss if Shares have been held for one year or less. However, any capital loss on a sale of Shares held for six months or less is treated as long-term capital loss to the extent of Capital Gain Dividends paid with respect to such Shares. Any loss realized on a sale will be disallowed to the extent Shares of a Fund are acquired, including through reinvestment of dividends, within a 61-day period beginning 30 days before and ending 30 days after the disposition of Shares. The ability to deduct capital losses may be limited.

The cost basis of Shares of a Fund acquired by purchase will generally be based on the amount paid for the Shares and then may be subsequently adjusted for other applicable transactions as required by the Code. The difference between the selling price and the cost basis of Shares generally determines the amount of the capital gain or loss realized on the sale or exchange of Shares. Contact the broker through whom you purchased your Shares to obtain information with respect to the available cost basis reporting methods and elections for your account.

Taxes on Purchases and Redemptions of Creation Units

An AP having the U.S. dollar as its functional currency for U.S. federal income tax purposes who exchanges securities for Creation Units generally recognizes a gain or a loss. The gain or loss will be equal to the difference between the value of the Creation Units at the time of the exchange and the exchanging AP's aggregate basis in the securities delivered, plus the amount of any cash paid for the Creation Units. An AP who exchanges Creation Units for securities will generally recognize a gain or loss equal to the difference between the exchanging AP's basis in the Creation Units and the aggregate U.S. dollar market value of the securities received, plus any cash received for such Creation Units. The Internal Revenue Service may assert, however, that a loss that is realized upon an exchange of securities for Creation Units may not be currently deducted under the rules governing "wash sales" (for an AP who does not mark-to-market their holdings), or on the basis that there has been no significant change in economic position. APs exchanging securities should consult their own tax advisor with respect to whether wash sale rules apply and when a loss might be deductible.

Each Fund may include a payment of cash in addition to, or in place of, the delivery of a basket of securities upon the redemption of Creation Units. Such Fund may sell portfolio securities to obtain the cash needed to distribute redemption proceeds. This may cause such Fund to recognize investment income and/or capital gains or losses that it might not have recognized if it had completely satisfied the redemption in-kind. As a result, such Fund may be less tax efficient if it includes such a cash payment in the proceeds paid upon the redemption of Creation Units.

Net Investment Income Tax

U.S. individuals with income exceeding specified thresholds are subject to a 3.8% tax on all or a portion of their "net investment income," which includes interest, dividends, and certain capital gains (generally including capital gains distributions and capital gains realized on the sale of Shares). This 3.8% tax also applies to all or a portion of the undistributed net investment income of certain shareholders that are estates and trusts.

Investments in Complex Securities (*Connectivity ETF and the Travel ETF only*)

Each Fund may invest in REITs. "Qualified REIT dividends" (*i.e.*, ordinary REIT dividends other than capital gain dividends and portions of REIT dividends designated as qualified dividend income eligible for capital gain tax rates) are eligible for a 20% deduction by non-corporate taxpayers. This deduction, if allowed in full, equates to a maximum effective tax rate of 29.6% (37% top rate applied to income after 20% deduction). Distributions by the Funds to their shareholders that are attributable to qualified REIT dividends received by the Funds and which the Funds properly reports as "section 199A dividends," are treated as "qualified REIT dividends" in the hands of non-corporate shareholders. A section 199A dividend is treated as a qualified REIT dividend only if the shareholder receiving such dividend holds the dividend-paying RIC shares for at least 46 days of the 91-day period beginning 45 days before the shares become ex-dividend, and is not under an obligation to make related payments with respect to a position in substantially similar or related property. The Funds are permitted to report such part of their dividends as section 199A dividends as are eligible, but is not required to do so.

REITs in which the Funds invest often do not provide complete and final tax information to the Funds until after the time that the Funds issue a tax reporting statement. As a result, the Funds may at times find it necessary to reclassify the amount and character of their distributions to you after it issues your tax reporting statement. When such reclassification is necessary, the Funds (or their administrative agent) will send you a corrected, final Form 1099-DIV to reflect the reclassified information. If you receive a corrected Form 1099-DIV, use the information on this corrected form, and not the information on the previously issued tax reporting statement, in completing your tax returns.

Foreign Taxes

To the extent a Fund invests in foreign securities, it may be subject to foreign withholding taxes with respect to dividends or interest such Fund received from sources in foreign countries. If more than 50% of the total assets of a Fund at the close of its taxable year consists of stock or securities of foreign corporations, the Fund will be eligible to and intends to file an election with the IRS that may enable shareholders, in effect, to receive either the benefit of a foreign tax credit, or a deduction from such taxes, with respect to any foreign and U.S. possessions income taxes paid by the Fund, subject to certain limitations. If a Fund makes the election, the Fund (or its administrative agent) will report annually to its shareholders the respective amounts per share of the Fund's income from sources within, and taxes paid to, foreign countries and U.S. possessions.

The foregoing discussion summarizes some of the possible consequences under current federal tax law of an investment in each Fund. It is not a substitute for personal tax advice. You also may be subject to state and local tax on Fund distributions and sales of Shares. Consult your personal tax advisor about the potential tax consequences of an investment in Shares under all applicable tax laws. For more information, please see the section entitled "Federal Income Taxes" in the SAI.

DISTRIBUTION

The Distributor, Foreside Fund Services, LLC, a wholly-owned subsidiary of Foreside Financial Group, LLC (d/b/a ACA Group), is a broker-dealer registered with the SEC. The Distributor distributes Creation Units for the Funds on an agency basis and does not maintain a secondary market in Shares. The Distributor has no role in determining the policies of the Funds or the securities that are purchased or sold by the Funds. The Distributor's principal address is Three Canal Plaza, Suite 100, Portland, Maine 04101.

The Board has adopted a Distribution and Service Plan (the "Plan") pursuant to Rule 12b-1 under the 1940 Act. In accordance with the Plan, each Fund is authorized to pay an amount up to 0.25% of its average daily net assets each year for certain distribution-related activities and shareholder services.

No Rule 12b-1 fees are currently paid by the Funds, and there are no plans to impose these fees. However, in the event Rule 12b-1 fees are charged in the future, because the fees are paid out of Fund assets, over time these fees will increase the cost of your investment and may cost you more than certain other types of sales charges.

PREMIUM/DISCOUNT INFORMATION

Information regarding how often Shares traded on the Exchange at a price above (*i.e.*, at a premium) or below (*i.e.*, at a discount) the NAV per Share is available for the Quantum ETF, the Connectivity ETF, the Next Gen H2 ETF, and the Travel ETF free of charge, on the Funds' website at www.defianceetfs.com.

ADDITIONAL NOTICES

Shares are not sponsored, endorsed, or promoted by the Exchange. The Exchange makes no representation or warranty, express or implied, to the owners of the Shares or any member of the public regarding the ability of the Funds to track the total return performance of their respective Index or the ability of the Indexes identified herein to track the performance of their constituent securities. The Exchange is not responsible for, nor has it participated in, the determination of the compilation or the calculation of the Indexes, nor in the determination of the timing of, prices of, or quantities of the Shares to be issued, nor in the determination or calculation of the equation by which the Shares are redeemable. The Exchange has no obligation or liability to owners of the Shares in connection with the administration, marketing, or trading of the Shares.

The Exchange does not guarantee the accuracy and/or the completeness of the Indexes or the data included therein. The Exchange makes no warranty, express or implied, as to results to be obtained by the Funds, owners of the Shares, or any other person or entity from the use of the Indexes or the data included therein. The Exchange makes no express or implied warranties, and hereby expressly disclaims all warranties of merchantability or fitness for a particular purpose with respect to the Indexes or the data included therein. Without limiting any of the foregoing, in no event shall the Exchange have any liability for any lost profits or indirect, punitive, special, or consequential damages even if notified of the possibility thereof.

The Adviser, the Sub-Adviser, each Index Provider, each Exchange, and each Fund make no representation or warranty, express or implied, to the owners of Shares or any member of the public regarding the advisability of investing in securities generally or in a Fund particularly or the ability of an Index to track general stock market performance. Each Index Provider has no obligation to take the needs of the applicable Funds or the owners of Shares into consideration in determining, composing, or calculating an Index. Each Index Provider is not responsible for, and has not participated in, the determination of the timing of, prices of, or quantities of Shares to be issued or in the determination or calculation of the equation by which Shares are redeemable. The Funds, the Adviser, and the Sub-Adviser do not guarantee the accuracy, completeness, or performance of an Index or the data included therein and shall have no liability in connection with the Index or Index calculation. The Index Calculation Agent maintains and calculates the Index used by each Fund. The Index Calculation Agent shall have no liability for any errors or omissions in calculating an Index.

FINANCIAL HIGHLIGHTS

The financial highlights tables are intended to help you understand each Fund's financial performance for each Fund's five most recent fiscal years (or the life of the Fund, if shorter). Certain information reflects financial results for a single Share. The total returns in the tables represent the rate that an investor would have earned or lost on an investment in a Fund (assuming reinvestment of all dividends and distributions). This information has been audited by Cohen & Company, Ltd., the Funds' independent registered public accounting firm, whose report, along with the Funds' financial statements, is included in the Funds' annual report, which is available upon request.

Defiance Quantum ETF

FINANCIAL HIGHLIGHTS

For a capital share outstanding throughout the year/period

	Year Ended December 31,				Period Ended December 31,
	2022	2021	2020	2019	2018 ⁽¹⁾
Net asset value, beginning of year/period.....	\$ 55.76	\$ 41.44	\$ 29.37	\$ 19.96	\$ 25.00
INCOME (LOSS) FROM INVESTMENT OPERATIONS:					
Net investment income (loss) ⁽²⁾	0.56	0.31	0.22	0.22	0.05
Net realized and unrealized gain (loss) on investments	(16.48)	14.26	12.06	9.36	(5.05)
Total from investment operations	(15.92)	14.57	12.28	9.58	(5.00)
DISTRIBUTIONS TO SHAREHOLDERS:					
Distributions from:					
Net investment income.....	(0.57)	(0.24)	(0.19)	(0.18)	(0.03)
Realized gains	—	(0.03)	(0.02)	—	—
Tax return of capital to shareholders	—	—	—	—	(0.01)
Total distributions to shareholders	(0.57)	(0.27)	(0.21)	(0.18)	(0.04)
CAPITAL SHARE TRANSACTIONS:					
Transaction fees	0.00 ⁽³⁾	0.02	0.00 ⁽³⁾	0.01	0.00 ⁽³⁾
Net asset value, end of year/period	\$ 39.27	\$ 55.76	\$ 41.44	\$ 29.37	\$ 19.96
Total return	-28.56%	35.27%	42.01%	48.20%	-20.01% ⁽⁴⁾
SUPPLEMENTAL DATA:					
Net assets at end of year/period (000's).....	\$102,108	\$178,418	\$55,941	\$ 20,558	\$ 2,993
RATIOS TO AVERAGE NET ASSETS:					
Expenses to average net assets.....	0.40%	0.40%	0.40%	0.40% ⁽⁵⁾	0.65% ⁽⁶⁾
Net investment income (loss) to average net assets	1.25%	0.61%	0.71%	0.87%	0.70% ⁽⁶⁾
Portfolio turnover rate ⁽⁷⁾	24%	35%	40%	45%	22% ⁽⁴⁾

⁽¹⁾ Commencement of operations on September 4, 2018.

⁽²⁾ Calculated based on average shares outstanding during the year/period.

⁽³⁾ Less than \$0.005.

⁽⁴⁾ Not annualized.

⁽⁵⁾ Effective January 14, 2019, the Adviser reduced its management fee from 0.65% to 0.40%.

⁽⁶⁾ Annualized.

⁽⁷⁾ Excludes the impact of in-kind transactions.

Defiance Next Gen Connectivity ETF

FINANCIAL HIGHLIGHTS

For a capital share outstanding throughout the year/period

	Year Ended December 31,			Period Ended
	2022	2021	2020	December 31, 2019 ⁽¹⁾
Net asset value, beginning of year/period	\$ 41.68	\$ 33.60	\$ 26.20	\$ 25.00
INCOME (LOSS) FROM INVESTMENT OPERATIONS:				
Net investment income (loss) ⁽²⁾	0.46	0.48	0.38	0.25
Net realized and unrealized gain (loss) on investments	(11.77)	8.09	7.35	1.15
Total from investment operations	(11.31)	8.57	7.73	1.40
DISTRIBUTIONS TO SHAREHOLDERS:				
Distributions from:				
Net investment income	(0.49)	(0.47)	(0.31)	(0.20)
Tax return of capital to shareholders	—	(0.02)	(0.02)	—
Total distributions to shareholders	(0.49)	(0.49)	(0.33)	(0.20)
CAPITAL SHARE TRANSACTIONS:				
Transaction fees	0.00 ⁽³⁾	—	0.00 ⁽³⁾	—
Net asset value, end of year/period	\$ 29.88	\$ 41.68	\$ 33.60	\$ 26.20
Total return	-27.20%	25.63%	29.77%	5.64% ⁽⁴⁾
SUPPLEMENTAL DATA:				
Net assets at end of year/period (000's)	\$ 690,178	\$ 1,383,735	\$ 890,292	\$ 162,461
RATIOS TO AVERAGE NET ASSETS:				
Expenses to average net assets	0.30%	0.30%	0.30%	0.30% ⁽⁵⁾
Net investment income (loss) to average net assets	1.36%	1.29%	1.35%	1.22% ⁽⁵⁾
Portfolio turnover rate ⁽⁶⁾	25%	24%	28%	54% ⁽⁴⁾

⁽¹⁾ Commencement of operations on March 4, 2019.

⁽²⁾ Calculated based on average shares outstanding during the year/period.

⁽³⁾ Less than \$0.005.

⁽⁴⁾ Not annualized.

⁽⁵⁾ Annualized.

⁽⁶⁾ Excludes the impact of in-kind transactions.

Defiance Next Gen H2 ETF

FINANCIAL HIGHLIGHTS

For a capital share outstanding throughout the year/period

	Year Ended December 31, 2022	Period Ended December 31, 2021⁽¹⁾
Net asset value, beginning of year/period	\$ 19.10	\$ 27.16
INCOME (LOSS) FROM INVESTMENT OPERATIONS:		
Net investment income (loss) ⁽²⁾	(0.01)	(0.03)
Net realized and unrealized gain (loss) on investments	(9.74)	(8.04)
Total from investment operations	(9.75)	(8.07)
DISTRIBUTIONS TO SHAREHOLDERS:		
Distributions from:		
Net investment income	(0.00) ⁽³⁾	—
Tax return of capital to shareholders	—	(0.00) ⁽³⁾
Total distributions to shareholders	(0.00) ⁽³⁾	(0.00) ⁽³⁾
CAPITAL SHARE TRANSACTIONS:		
Transaction fees	0.01	0.01
Net asset value, end of year/period	\$ 9.36	\$ 19.10
Total return	-50.98%	-29.68% ⁽⁴⁾
SUPPLEMENTAL DATA:		
Net assets at end of year/period (000's)	\$ 37,909	\$ 65,883
RATIOS TO AVERAGE NET ASSETS:		
Expenses to average net assets	0.30%	0.30% ⁽⁵⁾
Net investment income (loss) to average net assets	-0.05%	-0.15% ⁽⁵⁾
Portfolio turnover rate ⁽⁶⁾	81%	69% ⁽⁴⁾

⁽¹⁾ Commencement of operations on March 9, 2021.

⁽²⁾ Calculated based on average shares outstanding during the year/period.

⁽³⁾ Less than \$0.005.

⁽⁴⁾ Not annualized.

⁽⁵⁾ Annualized.

⁽⁶⁾ Excludes the impact of in-kind transactions.

Defiance Hotel, Airline, and Cruise ETF

FINANCIAL HIGHLIGHTS

For a capital share outstanding throughout the year/period

	Year Ended December 31, 2022	Period Ended December 31, 2021 ⁽¹⁾
Net asset value, beginning of year/period	\$ 21.16	\$ 24.36
INCOME (LOSS) FROM INVESTMENT OPERATIONS:		
Net investment income (loss) ⁽²⁾	0.02	(0.05)
Net realized and unrealized gain (loss) on investments	(5.05)	(3.15)
Total from investment operations	(5.03)	(3.20)
DISTRIBUTIONS TO SHAREHOLDERS:		
Distributions from:		
Net investment income	(0.02)	—
Total distributions to shareholders	(0.02)	—
CAPITAL SHARE TRANSACTIONS:		
Transaction fees	0.00 ⁽³⁾	0.00 ⁽³⁾
Net asset value, end of year/period	\$ 16.11	\$ 21.16
Total return	-23.80%	-13.12% ⁽⁴⁾
SUPPLEMENTAL DATA:		
Net assets at end of year/period (000's)	\$ 49,523	\$ 22,751
RATIOS TO AVERAGE NET ASSETS:		
Expenses to average net assets	0.45%	0.45% ⁽⁵⁾
Net investment income (loss) to average net assets	0.10%	-0.37% ⁽⁵⁾
Portfolio turnover rate ⁽⁶⁾	32%	26% ⁽⁴⁾

⁽¹⁾ Commencement of operations on June 3, 2021.

⁽²⁾ Calculated based on average shares outstanding during the year/period.

⁽³⁾ Less than \$0.005.

⁽⁴⁾ Not annualized.

⁽⁵⁾ Annualized.

⁽⁶⁾ Excludes the impact of in-kind transactions.

DEFIANCE ETFs

Adviser	Defiance ETFs, LLC 78 SW 7th Street, 9th Floor Miami, Florida, 33130	Sub-Adviser	Penserra Capital Management LLC 4 Orinda Way, Suite 100-A Orinda, California 94563
Index Providers	BlueStar Global Investors, LLC d/b/a BlueStar Indexes 1350 Avenue of the Americas, 4th Floor New York, New York 10019 MV Index Solutions GmbH Kreuznacher St. 30 Frankfurt am Main, Hessen 60486 Germany	Transfer Agent, Index Receipt Agent, and Administrator	U.S. Bancorp Fund Services, LLC d/b/a U.S. Bank Global Fund Services 615 East Michigan Street Milwaukee, Wisconsin 53202
Distributor	Foreside Fund Services, LLC Three Canal Plaza Portland, Maine 04101	Custodian	U.S. Bank National Association 1555 N. Rivercenter Drive, Suite 302 Milwaukee, Wisconsin 53212
Independent Registered Public Accounting Firm	Cohen & Company, Ltd. 342 North Water Street, Suite 830 Milwaukee, Wisconsin 53202	Legal Counsel	Morgan, Lewis & Bockius LLP 1111 Pennsylvania Avenue, NW Washington, DC 20004-2541

Investors may find more information about the Funds in the following documents:

Statement of Additional Information: The Funds' SAI provides additional details about the investments of the Funds and certain other additional information. A current SAI dated April 30, 2023, as supplemented from time to time, is on file with the SEC and is herein incorporated by reference into this Prospectus. It is legally considered a part of this Prospectus.

Annual/Semi-Annual Reports: Additional information about the investments for each Fund is available in the Funds' annual report to shareholders. In the [annual report](#), you will find a discussion of the market conditions and investment strategies that significantly affected each Fund's performance.

You can obtain free copies of these documents, request other information or make general inquiries about the Funds by contacting the Funds at Defiance ETFs, c/o U.S. Bank Global Fund Services, P.O. Box 701, Milwaukee, Wisconsin 53201-0701 or calling 1-833-333-9383.

Shareholder reports and other information about the Funds are available:

- Free of charge from the SEC's EDGAR database on the SEC's website at <http://www.sec.gov>; or
- Free of charge from the Funds' Internet website at www.defianceetfs.com; or
- For a fee, by e-mail request to publicinfo@sec.gov.

(SEC Investment Company Act File No. 811-22668)